

# Crawler Excavator

## R 966

Litronic®

### Generation

6.1

### Engine

320 kW / 435 HP

Stage V

### Operating Weight

Backhoe: 68,450 – 77,550 kg

Shovel: 69,950 – 70,650 kg

### Bucket Capacity

Backhoe: 1.65 – 5.50 m<sup>3</sup>

Shovel: 3.50 – 5.00 m<sup>3</sup>



# LIEBHERR

## Performance

Performance – Power,  
Versatility and Productivity

## Economy

Profitability – Efficiency and  
Reduced Operating Costs

### Generation

6.1

### Engine

320 kW/435 HP

Stage V

### Operating Weight

Backhoe: 68,450 – 77,550 kg

Shovel: 69,950 – 70,650 kg

### Bucket Capacity

Backhoe: 1.65 – 5.50 m<sup>3</sup>

Shovel: 3.50 – 5.00 m<sup>3</sup>



## Reliability

Reliability – World-Renowned  
Robustness

## Comfort

Spacious, Ergonomic  
and High-Visibility

## Easy Maintenance

Simple Service – Easier and  
Safer Service Check Points



# Performance



**Performance –  
Power, Versatility and Productivity**

### High Performance for Maximum Productivity

The R 966 crawler excavator is characterised by its maximum productivity. Whether be it in earthmoving or quarry applications, this 70 tonne class excavator has an optimised hydraulic system matched together with intelligent operating modes. This ensures the capability for operating on large construction sites and in a quarry.

### Reliable Working Capacity

The Liebherr V8 engine on the R 966 is very productive thanks to its high torque even at low speeds. The digging and breakout forces of 308 kN and 354 kN respectively ensure fast and efficient working cycles. Equipped with a Liebherr bucket and tooth system it guarantees easy penetration into material for simple extraction. The R 966 stability and fluid movements of the machine ensure smooth and fast loading of dump trucks.

### Optimisation of Hydraulic System for Constant Power

With an independent 3rd pump dedicated for swing the R 966 has optimal power. This provides maximum torque while swinging and the remaining two pumps still have full power for other excavator functions.

### The Versatility of the Wide Range of Attachments

Thanks to the wide variety of attachments, optimised kinematics, the R 966 impresses with its versatility in all applications.

#### Liebherr Engine

- New Stage V engine with exhaust gas after-treatment system – DOC+DPF+SCR
- Designed specifically for construction applications
- Liebherr-Common-Rail injection system for optimised output
- Automatic fuel-saving idling system

#### Choice of Work Mode

- E Mode – Economy: for economical and ecologically-friendly operation. Minor restriction of power without affecting the load lifting and excavating capacities
- P Mode – Power: for high excavation capacities and difficult applications. Pump flow and power are not limited
- S Mode – Sensitivity: for precision jobs and loading of materials
- P+ Mode – Full Power: especially designed for increased power; only recommended for extreme applications

#### Floating Boom Function

- Increased hydraulic flow for the other cylinders (stick and/or bucket for example)
- More power available, making it easier to extract materials and reduce work cycle times
- Increased service life when a hydraulic hammer is used



# Economy



**Profitability – Efficiency and  
Reduced Operating Costs**

### Low Operating Costs

Thanks to its high technology and its innovation, the Liebherr France Company increases the performance of its machines while reducing their fuel consumption. Examples of this are the new diesel engine, automatic idling, electronic engine speed sensing control, Regeneration Plus function and the hydrostatic cooling system (fans operate only when necessary). Consequently, the reduced fuel consumption means less pollution.

### LiDAT Fleet and Machine Park Management Tool

To improve your machine management, Liebherr has developed its own data transmission system using the GPRS network. This system allows you to instantly know the position of your excavator via a web interface. Thanks to data transmission, the LiDAT system developed and manufactured by Liebherr keeps you informed about fuel consumption, number of service hours or machine faults, just to name a few. LiDAT allows you to be proactive and more responsive: organizing and maintaining your fleet for increased productivity.

### An Excellent After-Sales Service

The after-sales services can be customized to suit and respond to your specific needs. Several programs, such as ReMan, ReBuilt and Repair provide the perfect, economical solution, always including the manufacturer's quality and guarantee. A team of technicians, specialized to intervene on your machines, has all the latest-generation diagnostic tools, for a reduced down time of the machine. By following your chosen maintenance program, you will also obtain a higher resale price.

### Liebherr Tools

- Wide range of tools suitable for every type of application
- Tools designed for maximum productivity and durability
- Shape of buckets designed to assist the filling and stability of bulky materials during the transport stages
- Hydraulic quick coupler system



### Liebherr Lubricants

- Complete range of lubricants and coolants for your Liebherr engines
- Special service with product specialists available to listen to and advise you



### Spare Parts Service

- The spare parts required are available from our logistics centre, for delivery around the world, thus guaranteeing optimal machine availability for assignment
- Over 100,000 different spare parts are available in stock



# Reliability



**Reliability –  
World-Renowned Robustness**



### A Durable and Tried-and-Tested Design

In demanding applications Liebherr represents the benchmark for the robustness of its machines and the quality of the Liebherr components. Several casted parts are used for the design of the machine and are a testimony to the expertise and know-how of the manufacturer. With the large-sized attachments the R 966 crawler excavator is ideal for tough applications.

### A Tried-and-Tested Production Process and Advanced Technology

Liebherr development process integrates advanced digital tools in the fields of finite element computation, fatigue calculation and other simulation software. The results are then validated on special test benches prior to carrying out endurance tests on the entire machine in extreme conditions.

### High-Performance and Durable Undercarriage

Liebherr offers a large and unique range of welded or bolted undercarriages. The chamfered track pads have optimal manoeuvrability and are more resistant to wear on rocky terrain. The Liebherr travel drive is more powerful and better protected. The supporting rollers with double bearings guarantee improved load distribution and thus better durability over time.

### Specific Solutions Tailored to Customer Requirements

In the case a customer has a special request to address a specific application the customized solutions are designed and manufactured by Liebherr. This ensures successful integration and optimal performance of the excavator for the customer. As a sign of reliability Liebherr provides a manufacturer's warranty for the entire excavator including specific components as well as the electronics.

### SCR Filter System with Diesel Exhaust Fluid (AdBlue®)

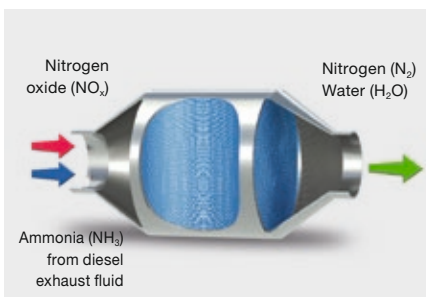
- Diesel exhaust fluid level indicator on the display
- Liebherr design > complies with Stage V standard
- Simple system for enhanced reliability and less maintenance

### Undercarriage

- Robust design for greater resistance and a better distribution of forces
- Easy and safe transport thanks to integrated securing hooks
- Three different types of travel mechanism, one of which is variable

### Key Components Developed by Liebherr

- Perfect harmonization of the machine elements, designed specifically for earthmoving and quarry applications
- Combustion engine, hydraulic pumps, swing mechanism, cylinders and electronic components are designed and manufactured by Liebherr
- Purpose built options such as special attachment lengths
- Specific tools and custom protection can be added at the factory



# Comfort



**Spacious, Ergonomic  
and High-Visibility**

### A Spacious and Ergonomic Work Station

The cab offers a generous space for maximum comfort. Equipped, among other things, with a pneumatic seat with heater as standard (optional with airconditioning), controls connected to the seat and high-performance automatic air-conditioning, the cab creates a pleasant working environment. All the controls are precisely laid out in an intuitive manner for greater responsiveness and concentration while working. The cab is mounted on viscoelastic studs for significantly lower vibration.

### Fully Automatic Air-Conditioning

The automatic air-conditioning with touchscreen controls has several ventilation outlets for optimum ambient air in the cab.

### High Resolution Color Touchscreen

The color touchscreen is a true human-machine interface for controlling several comfort functions, such as the radio, and more operational functions, such as work modes, tool types and even the backup camera.

### A Spacious and Comfortable Cab

The cab of the R 966 is the most spacious cab in 70 tonne machine class. It offers unrivalled comfort for higher operator productivity during long working hours. With the highest level of protection on the market the impact-resistant windows offer maximum safety.



#### Control Screen

- 7" color touchscreen
- Several setting, control and surveillance options
- Robust and reliable design (Ingress Protection Rating IP65)
- Compatible high resolution video for displaying the rear camera image

#### Heightened Visibility

- Rear camera integrated in the counterweight as standard and camera for side area monitoring, for visibility and heightened operating safety
- Optimized design of the whole upper-carriage providing the operator with an improved field of vision
- Secure emergency exit through the rear window

#### New Options

- 360° camera
- Windshield wiper on bottom part
- Light packs
  - LED lighting replaces halogen bulbs, as standard
  - Different packs available (service, access, etc.)

# Easy Maintenance



**Simple Service –  
Easier and Safer Service Check Points**

### Ergonomic Access and Time-Saving

For maximum safety during servicing different types of platforms are available with a large central platform in particular for access to engine and hydraulic system components. The two-piece engine hood facilitates easier opening and closing. Fluid level monitoring, such as the oil level or urea tank level can be carried out quickly and easily from the touch-screen in the cab. The automatic lubrication system reduces precious servicing time while guaranteeing optimal lubrication of the excavator.

### Less Maintenance for more Productivity

The frequency of the service intervals is optimised to guarantee that each part is functioning optimally and that the maintenance tasks are only performed as necessary. Whether it is the interval for changing the hydraulic oil, which can be up to 3,000 hours, or the interval for changing the engine oil, every 500 hours, everything has been taken into account to reduce the frequency of interventions and thus limit the machine's downtime and lower costs.

### An Exhaust Gas Treatment without Maintenance

Thanks to its unique Liebherr design, the exhaust gas treatment is carried out in compliance with the Stage V standards. This results in an output with no loss of productivity linked to the regeneration of these filters.

### Expert Advice and Service Provisions

Liebherr offers an expert advice service. Qualified personnel will help you make the appropriate decisions to meet your needs: sales arguments based on the terrain, service agreements, advantageous repair alternatives, original parts management, and remote data transfer for fleet management.

#### LiDAT Data Transfer System

- Complete fleet management, all from one source
- Optimized economical performance of the machine park thanks to detailed view of the distribution of operating states and times
- Reports on capacity commitment and the use of the machine park can be called up daily via the Web portal
- Precise location of the machine
- Regional delimitation and fixed downtimes increase safety and reliability



#### Liebherr AdBlue Solution

- The crawler excavator has a stainless steel urea tank with capacity for 180 litres
- For maximum safety, the tank can be refilled using a filling pump and gun (optional)
- An 24 V electric field supply is also available for connecting the filling kit



#### Liebherr Warranties and Remanufacturing

- Significant warranties for the complete excavator and key components
- Optimal planning of all servicing activities
- Liebherr remanufacturing programme for processing worn components, conforming to the highest industrial standards



# Long Live Progress with the R 966

## Equipment

- Cast steel elements
- Greater resistance to stresses
- Longer service life
- Stick bottom protection as standard

## Tools

- Z-type Liebherr teeth for fast replacement
- Wide range of work tools

## Undercarriage

- Robust structure thanks to the X-shaped profile
- Improved self-cleaning capacity
- Special heat treatment for low wear and tear of drive sprockets
- 3 guiding guards per track – standard
- Reinforced protection of travel drive for increased resistance against wear on hard and abrasive rock





#### **Operator's Cab**

- Comfortable and ergonomic
- 7" high resolution color touchscreen for heightened readability
- Rear window with improved visibility

#### **Visibility**

- Panoramic visibility with no obstructions and camera on the rear and the right side for enhanced safety
- Two boom-mounted lights – standard
- Optimized design of the whole uppercarriage providing the operator with a better field of vision

#### **Automatic Centralized Lubrication – Standard**

- Reduced maintenance time
- Longer service life thanks to better lubrication

# Long Live Progress with the R 966 Shovel

## Equipment

- Parallel kinematics for powerful break-out
- Bucket cylinders positioned under the equipment for better protection
- Optional boom cylinder protection

## Tools

Different types of buckets:

- Type I: non-abrasive materials, such as limestone without flint
- Type II: Shot material, or easily breakable rock (classification 3 to 4 according to DIN 18300)
- Type III: Highly abrasive materials, such as rocks with a high silica content, sandstone, granite, etc.
- Front shovel flap closure semi-automatic







### **Operator's Cab**

- Operator's cab with 2' 7" elevation for improved visibility
- Optionally equipped with a FOPS and FGPS front guard
- Comfortable and quiet cab

# Technical Data



## Engine

<b>Rating per ISO 9249</b>	320 kW (435 HP) at 1,800 RPM
<b>Torque</b>	2,750 Nm at 1,100 RPM
<b>Model</b>	Liebherr D9508 A7 SCR
<b>Type</b>	8 cylinder V engine
Bore	128 mm
Stroke	157 mm
Displacement	16.16 l
<b>Engine operation</b>	4-stroke diesel Common-Rail
<b>Exhaust gas treatment</b>	Stage V DOC + DPF + SCR Passive regeneration by thermo management
<b>Cooling system</b>	Water-cooled and integrated motor oil cooler, after-cooled and fuel cooled
<b>Air cleaner</b>	Dry-type air cleaner with pre-cleaner, primary and safety elements
<b>Fuel tank</b>	1,140 l
<b>Urea tank</b>	180 l
<b>Electrical system</b>	
Voltage	24 V
Batteries	2 x 180 Ah/ 12 V
Starter	24 V/7.8 kW
Alternator	Three-phase current 28 V/140 A
Engine idling	Sensor controlled
<b>Motor management</b>	Connection to the integrated excavator system controlling via CAN-BUS to the economical utilisation of the service that is available



## Hydraulic Controls

<b>Power distribution</b>	Via control valves in single block with integrated safety valves
Flow summation	To boom and stick
Closed-loop circuit	For uppercarriage swing drive
<b>Servo circuit</b>	Electro-hydraulic control
Equipment and swing	Proportional via joystick levers
Travel	– Proportional control via foot pedals or removable levers – Speed pre-selection
<b>Additional functions</b>	Proportional regulation via foot pedals or joystick toggle switch



## Hydraulic System

<b>Hydraulic pumps</b>	
For equipment and travel drive	Two Liebherr variable displacement, swashplate pumps
Max. flow	2 x 410 l/min.
Max. pressure	350 bar
For swing drive	Reversible, variable displacement, swashplate pump, closed-loop circuit
Max. flow	245 l/min.
Max. pressure	370 bar
<b>Pump regulation</b>	Electro-hydraulic with electronic engine speed sensing regulation, minimum flow adjustment, flow compensation, high flow
<b>Hydraulic tank</b>	435 l
<b>Hydraulic system</b>	920 l
<b>Hydraulic oil filter</b>	2 full flow filters in return line with integrated fine filter area (5 µm)
<b>Cooling system</b>	Compact cooler for water cooler, after-cooler, fuel cooler and transmission pump oil, sandwiched with cooler for oil and condenser of air-conditioning with hydrostatically controlled fan drives
<b>MODE selection</b>	Adjustment of engine and hydraulic performance via a mode pre-selector to match application, e.g. for especially economical and environmentally friendly operation or for maximum digging performance and heavy-duty jobs
<b>RPM adjustment</b>	Stepless adjustment of engine output via RPM at each selected mode
<b>Tool Control</b>	20 preadjustable pump flows and pressures for add-on attachments



## Swing Drive

<b>Drive</b>	Liebherr swashplate motor with integrated brake valve
<b>Transmission</b>	Liebherr compact planetary reduction gears
<b>Swing ring</b>	Liebherr, sealed race ball bearing swing ring, internal teeth
<b>Swing speed</b>	0 – 5.6 RPM stepless
<b>Swing torque</b>	233 kNm
<b>Holding brake</b>	Wet multi-disc (spring applied, pressure released)



## Operator's Cab

<b>Cab</b>	LED work headlights integrated in the ceiling, a door with a sliding window (can be opened on both sides), large storing box and several stowing possibilities, shock-absorbing suspension, sounddamping insulating, tinted laminated safety glass, separate window shades for the sunroof window and windscreen, cigarette lighter and 12 V plug, storage bins, lunchbox, cup holder
<b>Operator's seat</b>	Liebherr-Comfort seat, airsprung with automatic weight adjustment, vertical and longitudinal seat damping including consoles and joysticks. Seat and armrests adjustable separately and in combination (adjustable in width, height and inclination), seat heating as standard
<b>Arm consoles</b>	Oscillating consoles with seat, tiltable console left
<b>Operation and displays</b>	Large high-resolution operating unit, intuitive, colour display with touchscreen, video-compatible, numerous setting, control and monitoring options, e.g. air conditioning control, fuel consumption, machine and attachment parameters
<b>Air-conditioning</b>	Automatic air-conditioning, recirculated air function, fast de-icing and demisting at the press of a button, air vents can be operated via a menu. Recirculated air and fresh air filters can be easily replaced and are accessible from the outside. Heating-cooling unit, designed for extreme outside temperatures, sensors for solar radiation, inside and outside temperatures The air conditioning system contains fluorinated greenhouse gases
Refrigerant	R134a
Global warming potential	1,430
Quantity at 25 °C*	1,260 g
CO <sub>2</sub> equivalent	1.80 t
<b>Vibration emission**</b>	
Hand/arm vibrations	< 2.5 m/s <sup>2</sup> , according with ISO 5349-1:2001
Whole-body vibrations	< 0.5 m/s <sup>2</sup>
Measuring inaccuracy	According with standard EN 12096:1997
<b>Noise emission</b>	
ISO 6396	L <sub>pA</sub> (inside cab) = 70 dB(A)
2000/14/EC	L <sub>WA</sub> (surround noise) = 108 dB(A)



## Undercarriage

<b>Versions</b>	
HD	Gauge 3,300 mm
LC-V	Gauge 3,390 mm
<b>Drive</b>	Liebherr swashplate motor with brake valves on both sides
<b>Transmission</b>	Liebherr compact planetary reduction gear
<b>Maximum travel speed</b>	Low range 3.0 km/h High range 4.1 km/h
<b>Drawbar pull on crawler</b>	478 kN
<b>Track components</b>	D8K, maintenance-free
<b>Track rollers/Carrier rollers</b>	HD: 9/2 LC-V: 9/3
<b>Tracks</b>	Sealed and greased
<b>Track pads</b>	Double grouser
<b>Holding brake</b>	Wet multi-disc (spring applied, pressure released)
<b>Brake valves</b>	Outside the travel motor
<b>Lashing eyes</b>	Integrated



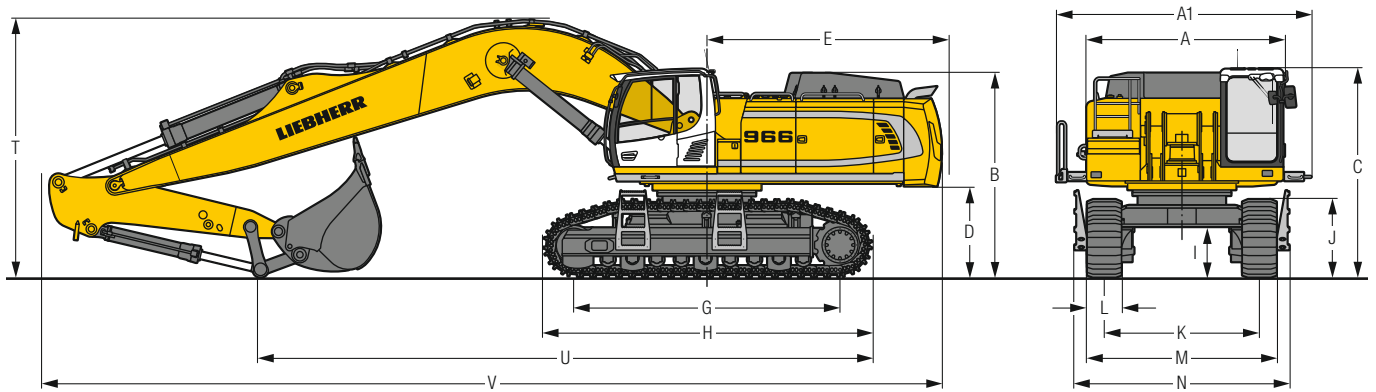
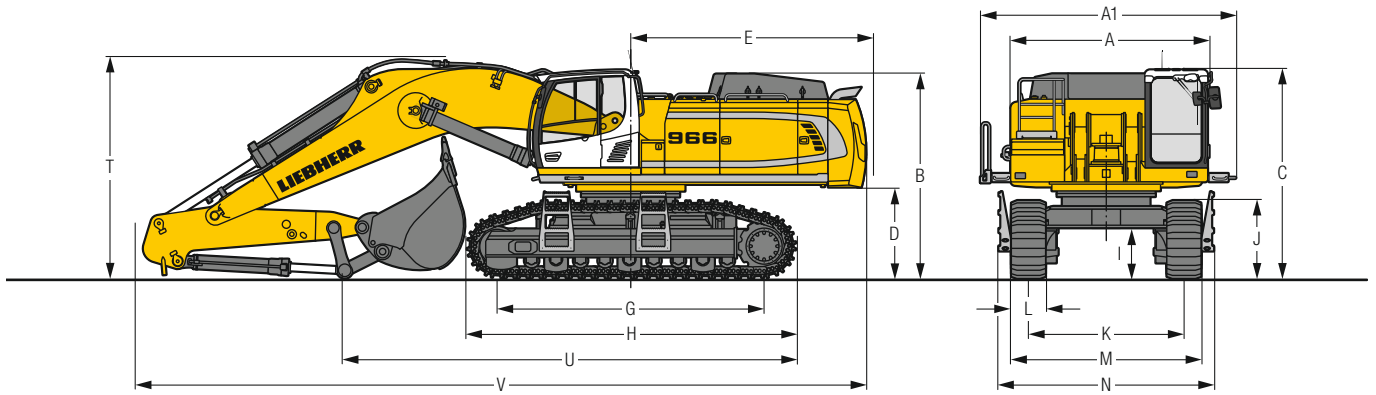
## Equipment

<b>Type</b>	Combination of resistant steel plates and cast steel components
<b>Hydraulic cylinders</b>	Liebherr cylinders with seal and guidance systems and shock protection
<b>Bearings</b>	Sealed, low maintenance
<b>Lubrication</b>	Automatic central lubrication system (except link and tilt geometry)
<b>Hydraulic connections</b>	Pipes and hoses equipped with SAE split-flange connections
<b>Buckets</b>	Standard equipped with Liebherr tooth system

\* Valid for standard machine without operator's cab elevation and without height adjustable cab

\*\* For the risk assessment according to 2002/44/EC see ISO/TR 25398:2006

# Dimensions



	HD			mm			LC-V			mm				
<b>A</b>	Uppercarriage width					3,515						3,515		
<b>A1</b>	Uppercarriage width with catwalks					4,495						4,495		
<b>B</b>	Uppercarriage height					3,450						3,600		
<b>C</b>	Cab height					3,530/3,725*						3,680/3,875*		
<b>D</b>	Counterweight ground clearance					1,445						1,595		
<b>E</b>	Rear-end length					4,270						4,270		
<b>G</b>	Wheelbase					4,575						4,690		
<b>H</b>	Undercarriage length					5,695						5,775		
<b>I</b>	Undercarriage ground clearance					610						890		
<b>J</b>	Track height					1,315						1,380		
<b>K</b>	Track gauge					3,300						2,730/3,390**		
<b>L</b>	Track pad width					500	600	750				500	600	750
<b>M</b>	Width over tracks					3,920	3,920	4,050				3,360/4,020**	3,360/4,020**	3,480/4,140**
<b>N</b>	Width over steps					4,330	4,330	4,330				3,780/4,440**	3,780/4,440**	3,780/4,440**

\* with FOPS top guard

\*\* work position

	Stick length m	Mono boom 7.00 m direct mounting			Mono boom 8.20 m direct mounting			Mono boom 10.00 m direct mounting				
		HD	mm		LC-V	HD	mm		LC-V	HD	mm	
<b>T</b> Boom height	2.60	3,900		3,900	–		–	–	–			–
	3.00	4,000		4,000	4,050		4,150	4,500			4,550	
	3.40	4,200		4,200	4,150		4,200	4,550			4,600	
	4.20	3,800*		3,850*	4,200		4,250	4,600			4,700	
	5.00	–		–	4,150		4,150	4,650			4,700	
<b>U</b> Length on ground	2.60	8,000		7,950	–		–	–			–	
	3.00	6,150		7,600	8,900		8,850	10,800			10,800	
	3.40	6,000		6,000	8,500		8,450	10,400			10,400	
	4.20	9,550*		9,550*	7,650		7,650	9,600			9,550	
	5.00	–		–	6,500		6,450	8,550			8,500	
<b>V</b> Overall length	2.60	12,850		12,850	–		–	–			–	
	3.00	12,750		12,750	14,000		13,950	15,850			15,850	
	3.40	12,850		12,800	14,100		14,100	15,850			15,850	
	4.20	12,700*		12,700*	14,150		14,100	15,850			15,850	
	5.00	–		–	14,100		14,050	15,850			15,800	
Bucket				4.00 m <sup>3</sup>			3.00 m <sup>3</sup>				2.00 m <sup>3</sup>	

\* without bucket

## Transport Dimensions

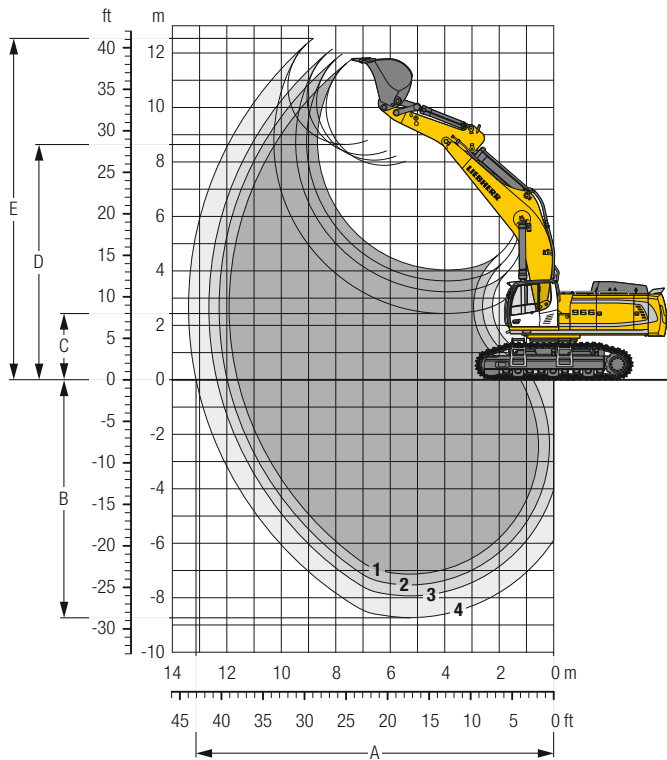
### removable elements disassembled

	Undercarriage / Stick m	Mono boom 7.00 m			Mono boom 8.20 m			Mono boom 10.00 m		
		mm			mm			mm		
Pad width		500	600	750	500	600	750	500	600	750
Transport width	HD	4,495	4,495	4,495	4,495	4,495	4,495	4,495	4,495	4,495
	LC-V	4,495	4,495	4,495	4,495	4,495	4,495	4,495	4,495	4,495
Transport length		<b>HD</b>		<b>LC-V</b>	<b>HD</b>		<b>LC-V</b>	<b>HD</b>		<b>LC-V</b>
	2.60	12,850		12,850	–		–	–		–
	3.00	12,750		12,750	14,000		13,950	15,850		15,850
	3.40	12,850		12,800	14,100		14,100	15,850		15,850
	4.20	12,700*		12,700*	14,150		14,100	15,850		15,850
Transport height	5.00	–		–	14,100		14,050	15,850		15,800
	2.60	3,900		3,900	–		–	–		–
	3.00	4,000		4,000	4,050		4,150	4,500		4,550
	3.40	4,200		4,200	4,150		4,200	4,550		4,600
	4.20	3,800*		3,800*	4,200		4,250	4,600		4,700
5.00	–		–	4,150		4,150	4,650		4,700	
Bucket				4.00 m <sup>3</sup>			3.00 m <sup>3</sup>			2.00 m <sup>3</sup>

\* without bucket

# Backhoe Bucket

with Mono Boom 7.00 m and Counterweight 11.0 t



## Digging Envelope

without quick coupler		1	2	3	4
Stick length	m	2.60	3.00	3.40	4.20
A Max. reach at ground level	m	11.60	11.95	12.35	13.10
B Max. digging depth	m	7.15	7.55	7.95	8.75
C Min. dumping height	m	4.05	3.65	3.25	2.45
D Max. dumping height	m	7.85	8.05	8.25	8.65
E Max. cutting height	m	11.75	11.95	12.10	12.50

## Forces

without quick coupler		1	2	3	4
Stick digging force (ISO 6015)	kN	308	282	260	225
Bucket digging force (ISO 6015)	kN	354	354	354	354
Stick digging force (SAE J1179)	kN	289	266	247	215
Bucket digging force (SAE J1179)	kN	306	306	306	306

## Operating Weight and Ground Pressure

The operating weight includes the basic machine with counterweight 11.0 t, mono boom 7.00 m, stick 2.60 m and HD bucket 4.00 m<sup>3</sup> (4,500 kg).

Undercarriage		HD			LC-V		
Pad width	mm	500	600	750	500	600	750
Weight	kg	68,450	69,150	70,150	71,200	71,900	73,000
Ground pressure	kg/cm <sup>2</sup>	1.38	1.16	0.94	1.41	1.18	0.96

Optional: counterweight 14.5 t  
(counterweight 14.5 t increases the operating weight by 3,500 kg and ground pressure by 0.07 kg/m<sup>2</sup>) see load tables on page 31

### Buckets Machine stability per ISO 10567\* (75% of tipping capacity)

	Cutting width mm	Capacity ISO 7451 m <sup>3</sup>	Weight kg	HD-Undercarriage (with track pads 600 mm)			LC-V-Undercarriage (with track pads 600 mm)		
				Stick length (m)			Stick length (m)		
				2.60	3.00	3.40	2.60	3.00	3.40
<b>with counterweight 11.0 t</b>									
STD <sup>1)</sup>	1,950	3.00	3,100	▲	▲	▲	▲	▲	▲
	2,150	3.50	3,350	▲	▲	■	▲	▲	■
	1,950	4.00	3,600	▲	▲	■	▲	▲	■
	2,150	4.50	3,800	■	■	△	▲	■	△
	2,250	5.00	3,950	▲	■	△	■	■	△
HD <sup>2)</sup>	2,450	5.50	4,200	■	△	-	▲	△	-
	2,000	3.00	3,900	▲	▲	■	▲	▲	■
	2,200	3.50	4,300	▲	▲	■	▲	▲	■
	2,000	4.00	4,500	▲	■	△	▲	■	△
	2,200	4.50	4,850	■	■	-	▲	■	-
HDV <sup>3)</sup>	2,300	5.00	5,050	■	△	-	■	△	-
	2,000	3.00	4,350	▲	▲	■	▲	▲	■
	2,200	3.50	4,750	▲	▲	■	▲	▲	■
	2,000	4.00	5,000	▲	▲	△	▲	▲	△
	2,200	4.50	5,350	▲	■	-	■	■	-
2,300	5.00	5,600	■	△	-	▲	△	-	
<b>with counterweight 14.5 t</b>									
STD <sup>1)</sup>	1,950	3.00	3,100	▲	▲	▲	▲	▲	▲
	2,150	3.50	3,350	▲	▲	■	▲	▲	■
	1,950	4.00	3,600	▲	▲	■	▲	▲	■
	2,150	4.50	3,800	▲	■	△	▲	■	△
	2,250	5.00	3,950	▲	■	△	▲	■	△
HD <sup>2)</sup>	2,450	5.50	4,200	■	△	-	■	△	-
	2,000	3.00	3,900	▲	▲	■	▲	▲	■
	2,200	3.50	4,300	▲	▲	■	▲	▲	■
	2,000	4.00	4,500	▲	■	△	▲	■	△
	2,200	4.50	4,850	▲	■	-	▲	■	-
HDV <sup>3)</sup>	2,300	5.00	5,050	▲	△	-	▲	△	-
	2,000	3.00	4,350	▲	▲	■	▲	▲	■
	2,200	3.50	4,750	▲	▲	■	▲	▲	■
	2,000	4.00	5,000	▲	▲	△	▲	▲	△
	2,200	4.50	5,350	▲	■	-	▲	■	-
2,300	5.00	5,600	■	△	-	■	△	-	

\* Indicated loads are based on ISO 10567, at maximum reach, and may be swung 360° on firm and even ground

<sup>1)</sup> Standard bucket with Liebherr teeth Z 70

<sup>2)</sup> HD bucket with Liebherr teeth Z 70

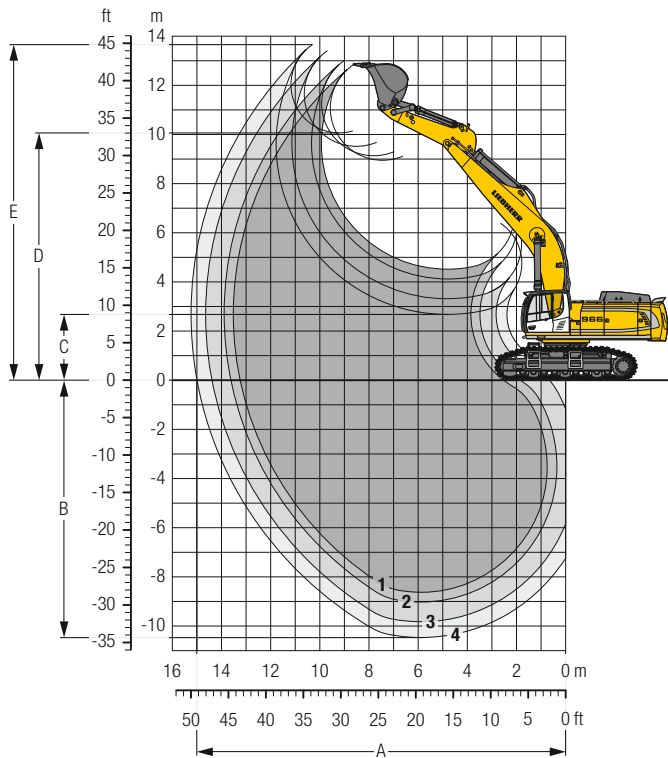
<sup>3)</sup> HDV bucket with Liebherr teeth Z 70

Other buckets available upon request

Max. material weight ▲ = ≤ 2.0 t/m<sup>3</sup>, ■ = ≤ 1.8 t/m<sup>3</sup>, ▲ = ≤ 1.65 t/m<sup>3</sup>, ■ = ≤ 1.5 t/m<sup>3</sup>, △ = ≤ 1.2 t/m<sup>3</sup>, - = not authorised

# Backhoe Bucket

with Mono Boom 8.20 m and Counterweight 11.0 t



## Digging Envelope

without quick coupler		1	2	3	4*
Stick length	m	3.00	3.40	4.20	5.00
A Max. reach at ground level	m	13.25	13.60	14.35	14.95
B Max. digging depth	m	8.65	9.05	9.85	10.50
C Min. dumping height	m	4.50	4.10	3.30	2.70
D Max. dumping height	m	8.95	9.10	9.50	10.05
E Max. cutting height	m	12.80	13.00	13.40	13.60

## Forces

without quick coupler		1	2	3	4*
Stick digging force (ISO 6015)	kN	282	260	225	205
Bucket digging force (ISO 6015)	kN	354	354	354	314
Stick digging force (SAE J1179)	kN	266	247	215	190
Bucket digging force (SAE J1179)	kN	306	306	306	272

\* with kinematic R 956 Litronic

## Operating Weight and Ground Pressure

The operating weight includes the basic machine with counterweight 11.0 t, mono boom 8.20 m, stick 3.40 m and HD bucket 3.00 m<sup>3</sup> (3,900 kg).

Undercarriage		HD			LC-V		
Pad width	mm	500	600	750	500	600	750
Weight	kg	68,850	69,550	70,550	71,600	72,300	73,400
Ground pressure	kg/cm <sup>2</sup>	1.39	1.17	0.95	1.42	1.19	0.97

Optional: counterweight 14.5 t

(counterweight 14.5 t increases the operating weight by 3,500 kg and ground pressure by 0.07 kg/m<sup>2</sup>) see load tables on pages 34 and 35



### Buckets Machine stability per ISO 10567\* (75% of tipping capacity)

	Cutting width mm	Capacity ISO 7451 m <sup>3</sup>	Weight kg	HD-Undercarriage (with track pads 600 mm)				LC-V-Undercarriage (with track pads 600 mm)			
				Stick length (m)				Stick length (m)			
				3.00	3.40	4.20	5.00	3.00	3.40	4.20	5.00
<b>with counterweight 11.0 t</b>											
STD <sup>1)</sup>	1,400	2.00	2,500	▲	▲	▲	–	▲	▲	▲	–
	1,700	2.50	2,850	▲	▲	▲	–	▲	▲	▲	–
	1,950	3.00	3,100	▲	■	△	–	▲	▲	△	–
	2,150	3.50	3,350	▲	■	–	–	■	■	–	–
	1,950	4.00	3,600	△	△	–	–	▲	■	–	–
	2,150	4.50	3,800	△	–	–	–	△	△	–	–
HD <sup>2)</sup>	2,250	5.00	3,950	–	–	–	–	△	△	–	–
	1,450	2.00	3,100	▲	▲	▲	–	▲	▲	▲	–
	1,750	2.50	3,600	▲	▲	△	–	▲	▲	△	–
	2,000	3.00	3,900	■	▲	–	–	▲	■	–	–
	2,200	3.50	4,300	■	△	–	–	▲	■	–	–
	2,000	4.00	4,500	△	△	–	–	■	△	–	–
HDV <sup>3)</sup>	2,200	4.50	4,850	–	–	–	–	△	–	–	–
	1,450	2.00	3,500	▲	▲	■	–	▲	▲	■	–
	1,750	2.50	4,000	▲	▲	△	–	▲	▲	△	–
	2,000	3.00	4,350	▲	■	–	–	▲	■	–	–
	2,200	3.50	4,750	△	△	–	–	▲	■	–	–
	2,000	4.00	5,000	△	–	–	–	△	△	–	–
STD <sup>4)</sup>	2,200	4.50	5,350	–	–	–	–	△	–	–	–
	1,350	1.65	2,100	–	–	–	■	–	–	–	■
	1,550	2.00	2,250	–	–	–	■	–	–	–	■
HD <sup>5)</sup>	1,750	2.35	2,450	–	–	–	△	–	–	–	△
	1,350	1.65	2,350	–	–	–	■	–	–	–	■
	1,550	2.00	2,650	–	–	–	△	–	–	–	△
<b>with counterweight 14.5 t</b>											
STD <sup>1)</sup>	1,400	2.00	2,500	▲	▲	▲	–	▲	▲	▲	–
	1,700	2.50	2,850	▲	▲	▲	–	▲	▲	▲	–
	1,950	3.00	3,100	▲	▲	△	–	▲	▲	△	–
	2,150	3.50	3,350	▲	■	–	–	▲	■	–	–
	1,950	4.00	3,600	■	■	–	–	▲	■	–	–
	2,150	4.50	3,800	▲	△	–	–	■	△	–	–
HD <sup>2)</sup>	2,250	5.00	3,950	△	△	–	–	■	△	–	–
	2,450	5.50	4,200	△	–	–	–	△	–	–	–
	1,450	2.00	3,100	▲	▲	▲	–	▲	▲	▲	–
	1,750	2.50	3,600	▲	▲	△	–	▲	▲	△	–
	2,000	3.00	3,900	▲	▲	–	–	▲	▲	–	–
	2,200	3.50	4,300	▲	▲	–	–	▲	▲	–	–
HDV <sup>3)</sup>	2,000	4.00	4,500	▲	△	–	–	■	△	–	–
	2,200	4.50	4,850	△	△	–	–	▲	△	–	–
	2,300	5.00	5,050	△	–	–	–	△	–	–	–
	1,450	2.00	3,500	▲	▲	■	–	▲	▲	■	–
	1,750	2.50	4,000	▲	▲	△	–	▲	▲	△	–
	2,000	3.00	4,350	▲	■	–	–	▲	■	–	–
STD <sup>4)</sup>	2,200	3.50	4,750	■	■	–	–	▲	■	–	–
	2,000	4.00	5,000	■	△	–	–	■	△	–	–
	2,200	4.50	5,350	△	–	–	–	■	–	–	–
	2,300	5.00	5,600	△	–	–	–	△	–	–	–
	1,350	1.65	2,100	–	–	–	■	–	–	–	■
	1,550	2.00	2,250	–	–	–	■	–	–	–	■
HD <sup>5)</sup>	1,750	2.35	2,450	–	–	–	△	–	–	–	△
	1,350	1.65	2,350	–	–	–	■	–	–	–	■
	1,550	2.00	2,650	–	–	–	△	–	–	–	△

\* Indicated loads are based on ISO 10567, at maximum reach, and may be swung 360° on firm and even ground

<sup>1)</sup> Standard bucket with Liebherr teeth Z 70

<sup>2)</sup> HD bucket with Liebherr teeth Z 70

<sup>3)</sup> HDV bucket with Liebherr teeth Z 70

<sup>4)</sup> Standard bucket from R 956 Litronic<sup>®</sup> with Liebherr teeth Z 70

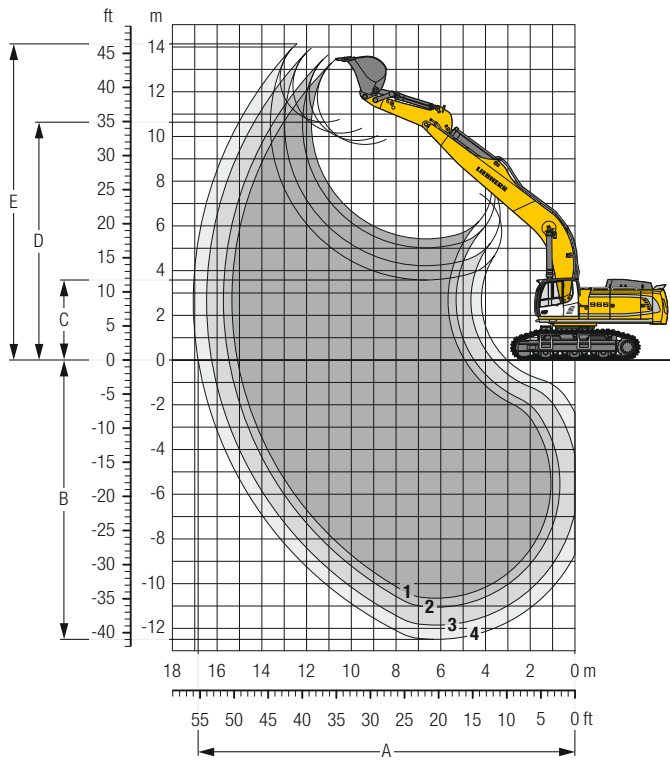
<sup>5)</sup> HD bucket from R 956 Litronic<sup>®</sup> with Liebherr teeth Z 70

Other buckets available upon request

Max. material weight ▲ = ≤ 2.0 t/m<sup>3</sup>, ■ = ≤ 1.8 t/m<sup>3</sup>, ▲ = ≤ 1.65 t/m<sup>3</sup>, ■ = ≤ 1.5 t/m<sup>3</sup>, △ = ≤ 1.2 t/m<sup>3</sup>, – = not authorised

# Backhoe Bucket

with Mono Boom 10.00 m and Counterweight 14.5 t



## Digging Envelope

without quick coupler		1	2	3	4*
Stick length	m	3.00	3.40	4.20	5.00
A Max. reach at ground level	m	15.10	15.45	16.20	16.80
B Max. digging depth	m	10.65	11.05	11.85	12.50
C Min. dumping height	m	5.40	5.00	4.20	3.60
D Max. dumping height	m	9.65	9.80	10.15	10.60
E Max. cutting height	m	13.40	13.60	13.90	14.10

## Forces

without quick coupler		1	2	3	4*
Stick digging force (ISO 6015)	kN	282	260	225	205
Bucket digging force (ISO 6015)	kN	354	354	354	314
Stick digging force (SAE J1179)	kN	266	247	215	190
Bucket digging force (SAE J1179)	kN	306	306	306	272

\* with kinematic R 956 Litronic

## Operating Weight and Ground Pressure

The operating weight includes the basic machine with counterweight 14.5 t, mono boom 10.00 m, stick 4.20 m and HD bucket 2.00 m<sup>3</sup> (3,100 kg).

Undercarriage		HD			LC-V	
Pad width	mm	500	600	750	500	600
Weight	kg	73,000	73,700	74,700	75,750	76,450
Ground pressure	kg/cm <sup>2</sup>	1.48	1.24	1.01	1.50	1.27

## Buckets Machine stability per ISO 10567\* (75% of tipping capacity)

	Cutting width mm	Capacity ISO 7451 m <sup>3</sup>	Weight kg	HD-Undercarriage (with track pads 600 mm)				LC-V-Undercarriage (with track pads 600 mm)			
				Stick length (m)				Stick length (m)			
				3.00	3.40	4.20	5.00	3.00	3.40	4.20	5.00
<b>with counterweight 14.5 t</b>											
STD <sup>1)</sup>	1,400	2.00	2,500	▲	▲	▲	–	▲	▲	▲	–
	1,700	2.50	2,850	▲	■	■	–	▲	▲	■	–
	1,950	3.00	3,100	▲	■	△	–	■	▲	△	–
	2,150	3.50	3,350	△	△	–	–	■	△	–	–
	1,950	4.00	3,600	–	–	–	–	△	△	–	–
HD <sup>2)</sup>	1,450	2.00	3,100	▲	▲	■	–	▲	▲	■	–
	1,750	2.50	3,600	■	▲	△	–	▲	■	△	–
	2,000	3.00	3,900	△	△	–	–	▲	■	–	–
	2,200	3.50	4,300	–	–	–	–	△	△	–	–
HDV <sup>3)</sup>	1,450	2.00	3,500	▲	▲	▲	–	▲	▲	▲	–
	1,750	2.50	4,000	▲	■	–	–	■	■	–	–
	2,000	3.00	4,350	△	△	–	–	■	△	–	–
	2,200	3.50	4,750	–	–	–	–	△	–	–	–
HD <sup>5)</sup> STD <sup>4)</sup>	1,350	1.65	2,100	–	–	–	■	–	–	–	■
	1,550	2.00	2,250	–	–	–	△	–	–	–	△
	1,350	1.65	2,350	–	–	–	▲	–	–	–	▲
	1,550	2.00	2,650	–	–	–	△	–	–	–	△

\* Indicated loads are based on ISO 10567, at maximum reach, and may be swung 360° on firm and even ground

<sup>1)</sup> Standard bucket with Liebherr teeth Z 70

<sup>2)</sup> HD bucket with Liebherr teeth Z 70

<sup>3)</sup> HDV bucket with Liebherr teeth Z 70

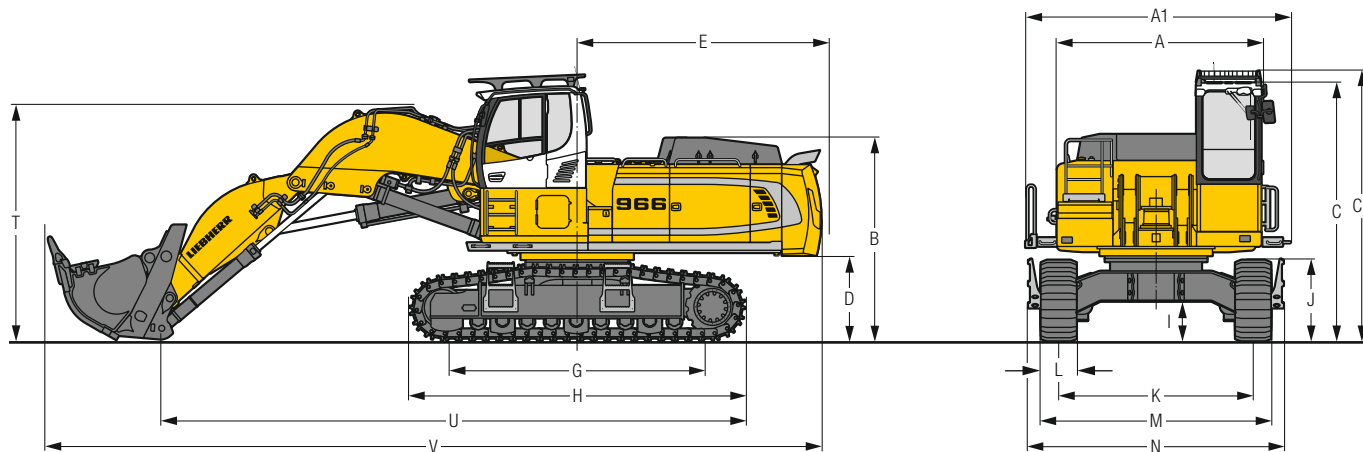
<sup>4)</sup> Standard bucket from R 956 **Litronic** with Liebherr teeth Z 70

<sup>5)</sup> HD bucket from R 956 **Litronic** with Liebherr teeth Z 70

Other buckets available upon request

Max. material weight ▲ = ≤ 2.0 t/m<sup>3</sup>, ■ = ≤ 1.8 t/m<sup>3</sup>, ▲ = ≤ 1.65 t/m<sup>3</sup>, ■ = ≤ 1.5 t/m<sup>3</sup>, △ = ≤ 1.2 t/m<sup>3</sup>, – = not authorised

# Dimensions Front Shovel



	HD	mm
<b>A</b>	Uppercarriage width	3,515
<b>A1</b>	Uppercarriage width with catwalks	4,495
<b>B</b>	Uppercarriage height	3,450
<b>C</b>	Cab height	4,330
<b>C1</b>	Cab height with FOPS top guard	4,525
<b>D</b>	Counterweight ground clearance	1,445
<b>E</b>	Rear-end length	4,270
<b>G</b>	Wheelbase	4,575
<b>H</b>	Uppercarriage length	5,695

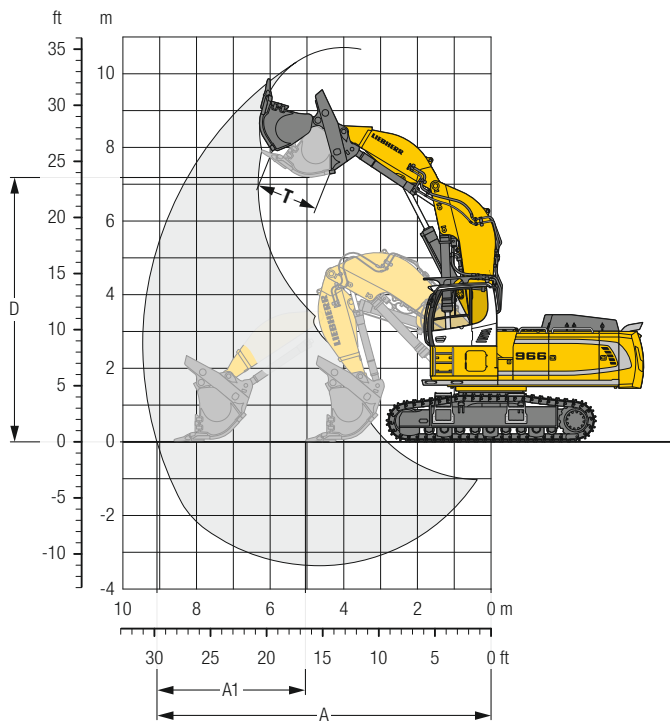
\* transport position

	HD	mm
<b>I</b>	Undercarriage ground clearance	610
<b>J</b>	Track height	1,315
<b>K</b>	Track gauge	3,300
<b>L</b>	Track pad width	500 600 750
<b>M</b>	Width over tracks	3,920 3,920 4,050
<b>N</b>	Width over steps	4,330* 4,330* 4,330*
<b>T</b>	Boom height	4,000
<b>U</b>	Length on ground	9,900
<b>V</b>	Overall length	13,200

## Transport Dimensions removable elements disassembled

	Shovel equipment mm
Transport width	4,495
Transport length	13,200
Transport height	4,525
Shovel	4.00 m <sup>3</sup>

# Front Shovel



## Digging Envelope

<b>A</b> Max. reach at ground level	<b>m</b>	9.10
<b>A1</b> Max. crowd length	<b>m</b>	3.60
<b>D</b> Max. dumping height	<b>m</b>	7.15
<b>T</b> Bucket opening width	<b>mm</b>	1,650

## Forces

<b>Max. crowd force</b>	<b>kN</b>	500
<b>Max. crowd force at ground level</b>	<b>kN</b>	410
<b>Max. breakout force</b>	<b>kN</b>	370

## Operating Weight and Ground Pressure

The operating weight includes the basic machine with cab elevation 800 mm, shovel equipment and front shovel 4.00 m<sup>3</sup> (7,000 kg), level II.

Undercarriage	HD	
<b>Pad width</b>	<b>mm</b>	500 600
<b>Weight</b>	<b>kg</b>	69,950 70,650
<b>Ground pressure</b>	<b>kg/cm<sup>2</sup></b>	1.41 1.18

## Front Shovels

Cutting width mm	Capacity ISO 7451 m <sup>3</sup>	Weight kg	Wear kit level	HD-Undercarriage	
				Shovel equipment	
2,350	3.50	6,600	II	▲	
2,350	3.50	7,350	III	▲	
2,600	4.00	6,500	I	▲	
2,600	4.00	7,000	II	■	
2,600	4.00	7,900	III	▲	
2,600	4.50	6,700	I	▲	
2,600	4.50	7,200	II	▲	
2,600	4.50	7,800	III	■	
2,600	5.00	6,800	I	■	
2,600	5.00	7,500	II	△	

Level I: For non-abrasive materials, such as limestone without flint inclusion, shot material or easily breakable rock, i.e., deteriorated rock, soft limestone, shale, etc.

Level II: For pre-blasted heavy rock, or deteriorated, cracked material (classification 3 to 4, according to DIN 18300)

Level III: For highly-abrasive materials such as rock with a high silica content, sandstone etc.

Max. material weight ▲ = ≤ 2.0 t/m<sup>3</sup>, ■ = ≤ 1.8 t/m<sup>3</sup>, ▲ = ≤ 1.65 t/m<sup>3</sup>, ■ = ≤ 1.5 t/m<sup>3</sup>, △ = ≤ 1.2 t/m<sup>3</sup>

# Lift Capacities

with Mono Boom 7.00 m, Counterweight 11.0 t and Track Pads 600 mm

## Stick 2.60 m

Under-carriage	m	3.0 m		4.5 m		6.0 m		7.5 m		9.0 m		10.5 m		m
		HD	LC-V	HD	LC-V	HD	LC-V	HD	LC-V	HD	LC-V	HD	LC-V	
10.5														
9.0													10.1*	10.1*
7.5													9.4*	9.4*
6.0													9.2*	9.2*
4.5													9.3*	9.3*
3.0													9.7*	9.7*
1.5													10.4*	10.4*
0													10.9	11.7*
-1.5	23.2*	23.2*	29.9*	29.9*	20.3	23.7*	14.8	18.8*					11.9	13.8*
-3.0	31.0*	31.0*	26.4*	26.4*	20.6	21.2*	15.1	16.6*					13.9	14.9*
-4.5			20.4*	20.4*	16.1*	16.1*							13.9*	13.9*
-6.0														

## Stick 3.00 m

Under-carriage	m	3.0 m		4.5 m		6.0 m		7.5 m		9.0 m		10.5 m		m
		HD	LC-V	HD	LC-V	HD	LC-V	HD	LC-V	HD	LC-V	HD	LC-V	
10.5														
9.0													10.5*	10.5*
7.5													14.0*	14.0*
6.0													14.9*	14.9*
4.5													12.9	13.7*
3.0													12.1	15.0*
1.5													11.7	15.6*
0													11.5	15.8*
-1.5	22.4*	22.4*	31.3*	31.3*	20.1	24.1*	14.6	18.9*					11.0	11.2*
-3.0	34.9*	34.9*	27.9*	27.9*	20.4	21.9*	14.8	17.2*					12.7	14.2*
-4.5	27.7*	27.7*	22.5*	22.5*	17.7*	17.7*							13.8*	13.8*
-6.0														

## Stick 3.40 m

Under-carriage	m	3.0 m		4.5 m		6.0 m		7.5 m		9.0 m		10.5 m		m
		HD	LC-V	HD	LC-V	HD	LC-V	HD	LC-V	HD	LC-V	HD	LC-V	
10.5														
9.0													7.0*	7.0*
7.5													6.6*	6.6*
6.0													6.5*	6.5*
4.5													6.5*	6.5*
3.0													6.8*	6.8*
1.5													7.2*	7.2*
0													8.0*	8.0*
-1.5	21.3*	21.3*	31.8	32.3*	20.0	24.3*	14.5	19.0*					9.3*	9.3*
-3.0	31.5*	31.5*	29.3*	29.3*	20.2	22.6*	14.6	17.7*					11.5*	11.5*
-4.5	31.6*	31.6*	24.4*	24.4*	19.1*	19.1*	14.3*	14.3*					13.6*	13.6*
-6.0														

Height
 Can be slewed through 360°
 In longitudinal position of undercarriage
 Max. reach
 \* Limited by hydr. capacity

The load values are quoted in tons (t) at stick end (without bucket), and may be swung 360° on firm and even ground. Adjacent values are valid for the undercarriage when in the longitudinal position. Capacities are valid for 600 mm wide track pads. Indicated loads are based on ISO 10567 standard and do not exceed 75 % of tipping or 87 % of hydraulic capacity (indicated via \*). Without bucket cylinder, link and lever the lift capacities will increase by 1,150 kg. Lifting capacity of the excavator is limited by machine stability and hydraulic capacity.

According to European Standard, EN 474-5: In the European Union excavators have to be equipped with an overload warning device, a load diagram and automatic safety check valves on hoist cylinders and stick cylinder(s), when they are used for lifting operations which require the use of lifting accessories.

# Lift Capacities

with Mono Boom 7.00 m, Counterweight 14.5 t and Track Pads 600 mm

### Stick 2.60 m

Under-carriage	3.0 m	4.5 m	6.0 m	7.5 m	9.0 m	10.5 m	Stick 2.60 m	
							m	m
HD	10.5						10.1*	7.2
	9.0						9.4*	8.3
	7.5						9.2*	9.1
	6.0		23.2*	23.2*	18.1*	18.1*	15.6*	15.6*
	4.5				20.9*	20.9*	16.9*	16.9*
	3.0				23.5*	23.5*	18.3*	18.3*
	1.5				24.0*	24.8*	17.7*	19.2*
0		21.8*	21.8*	23.7*	24.9*	17.3*	19.5*	
LC-V	10.5						10.0*	7.2
	9.0						9.4*	8.3
	7.5						9.2*	9.1
	6.0		23.9*	23.9*	18.4*	18.4*	15.7*	15.7*
	4.5				21.2*	21.2*	17.1*	17.1*
	3.0				23.7*	23.7*	18.4*	18.4*
	1.5				24.8*	24.8*	18.6*	19.5*
0	25.0*	25.0*	23.6*	23.6*	24.8*	24.8*	18.6*	
HD	10.5						10.1*	7.2
	9.0						11.7*	9.4
	7.5						13.8*	8.9
	6.0	23.2*	23.2*	20.9*	20.9*	16.9*	16.9*	8.0
	4.5	31.0*	31.0*	26.4*	26.4*	21.2*	21.2*	8.0
	3.0			20.4*	20.4*	16.1*	16.1*	6.6
	1.5			20.4*	20.4*	16.1*	16.1*	
0								

### Stick 3.00 m

Under-carriage	3.0 m	4.5 m	6.0 m	7.5 m	9.0 m	10.5 m	Stick 3.00 m	
							m	m
HD	10.5						10.5*	7.7
	9.0						10.5*	8.8
	7.5						14.0*	9.5
	6.0				17.1*	17.1*	14.9*	14.9*
	4.5		28.2*	28.2*	19.9*	19.9*	16.3*	16.3*
	3.0				22.7*	22.7*	17.7*	17.7*
	1.5				24.1*	24.5*	17.7*	18.9*
0		24.0*	24.0*	23.6*	24.9*	17.3*	19.4*	
LC-V	10.5						12.1*	7.7
	9.0						14.1*	8.8
	7.5						15.0*	9.5
	6.0				20.2*	20.2*	16.4*	16.4*
	4.5		29.0*	29.0*	20.2*	20.2*	17.9*	17.9*
	3.0				23.0*	23.0*	19.9*	19.9*
	1.5				24.6*	24.6*	18.9*	19.0*
0	25.1*	25.1*	24.8*	24.8*	18.6*	19.4*	15.8*	
HD	10.5						11.7*	7.7
	9.0						14.1*	8.8
	7.5						15.0*	9.5
	6.0	22.4*	22.4*	31.3*	31.3*	23.6*	24.1*	17.2*
	4.5	34.9*	34.9*	27.9*	27.9*	21.9*	21.9*	13.5*
	3.0			22.5*	22.5*	17.7*	17.7*	15.1*
	1.5			27.7*	27.7*	22.5*	22.5*	
0								

### Stick 3.40 m

Under-carriage	3.0 m	4.5 m	6.0 m	7.5 m	9.0 m	10.5 m	Stick 3.40 m	
							m	m
HD	10.5						7.0*	8.2
	9.0						6.6*	9.2
	7.5						6.5*	9.9
	6.0				12.6*	12.6*	13.1*	13.1*
	4.5				13.2*	13.2*	9.2*	9.2*
	3.0				14.2*	14.2*	13.1*	13.1*
	1.5				14.6*	14.6*	7.2*	7.2*
0		26.1*	26.1*	19.0*	19.0*	15.6*	15.6*	
LC-V	10.5						6.9*	8.2
	9.0						6.6*	9.2
	7.5						6.5*	9.9
	6.0				13.1*	13.1*	10.1*	10.1*
	4.5		26.8*	26.8*	19.3*	19.3*	15.8*	15.8*
	3.0				22.2*	22.2*	17.4*	17.4*
	1.5				24.1*	24.1*	18.6*	18.6*
0	19.1*	19.1*	24.0*	24.0*	17.7*	18.5*	13.4*	
HD	10.5						8.0*	10.2
	9.0						8.0*	10.2
	7.5						9.3*	9.7
	6.0	21.3*	21.3*	32.3*	32.3*	23.5*	24.3*	17.1*
	4.5	31.5*	31.5*	29.3*	29.3*	22.6*	22.6*	17.2*
	3.0			24.4*	24.4*	19.1*	19.1*	14.3*
	1.5			24.4*	24.4*	19.1*	19.1*	14.3*
0								
LC-V	10.5						6.9*	8.2
	9.0						6.6*	9.2
	7.5						6.5*	9.9
	6.0				13.1*	13.1*	10.1*	10.1*
	4.5		26.8*	26.8*	19.3*	19.3*	15.8*	15.8*
	3.0				22.2*	22.2*	17.4*	17.4*
	1.5				24.1*	24.1*	18.6*	18.6*
0	19.1*	19.1*	24.0*	24.0*	17.7*	18.5*	13.4*	
HD	10.5						8.0*	10.2
	9.0						8.0*	10.2
	7.5						9.3*	9.7
	6.0	21.3*	21.3*	32.3*	32.3*	23.5*	24.3*	17.1*
	4.5	31.5*	31.5*	29.3*	29.3*	22.6*	22.6*	17.2*
	3.0			24.4*	24.4*	19.1*	19.1*	14.3*
	1.5			24.4*	24.4*	19.1*	19.1*	14.3*
0								
LC-V	10.5						6.9*	8.2
	9.0						6.6*	9.2
	7.5						6.5*	9.9
	6.0				13.1*	13.1*	10.1*	10.1*
	4.5		26.8*	26.8*	19.3*	19.3*	15.8*	15.8*
	3.0				22.2*	22.2*	17.4*	17.4*
	1.5				24.1*	24.1*	18.6*	18.6*
0	19.1*	19.1*	24.0*	24.0*	17.7*	18.5*	13.4*	
HD	10.5						8.1*	10.2
	9.0						8.1*	10.2
	7.5						9.4*	9.7
	6.0	22.3*	22.3*	32.1*	32.1*	24.2*	24.2*	18.4*
	4.5	32.7*	32.7*	28.9*	28.9*	22.3*	22.3*	17.5*
	3.0			23.7*	23.7*	18.5*	18.5*	13.6*
	1.5			23.7*	23.7*	18.5*	18.5*	13.6*
0								
LC-V	10.5						6.9*	8.2
	9.0						6.6*	9.2
	7.5						6.5*	9.9
	6.0				13.1*	13.1*	10.1*	10.1*
	4.5		26.8*	26.8*	19.3*	19.3*	15.8*	15.8*
	3.0				22.2*	22.2*	17.4*	17.4*
	1.5				24.1*	24.1*	18.6*	18.6*
0	19.1*	19.1*	24.0*	24.0*	17.7*	18.5*	13.4*	
HD	10.5						8.1*	10.2
	9.0						8.1*	10.2
	7.5						9.4*	9.7
	6.0	22.3*	22.3*	32.1*	32.1*	24.2*	24.2*	18.4*
	4.5	32.7*	32.7*	28.9*	28.9*	22.3*	22.3*	17.5*
	3.0			23.7*	23.7*	18.5*	18.5*	13.6*
	1.5			23.7*	23.7*	18.5*	18.5*	13.6*
0								
LC-V	10.5						6.9*	8.2
	9.0						6.6*	9.2
	7.5						6.5*	9.9
	6.0				13.1*	13.1*	10.1*	10.1*
	4.5		26.8*	26.8*	19.3*	19.3*	15.8*	15.8*
	3.0				22.2*	22.2*	17.4*	17.4*
	1.5				24.1*	24.1*	18.6*	18.6*
0	19.1*	19.1*	24.0*	24.0*	17.7*	18.5*	13.4*	
HD	10.5						8.1*	10.2
	9.0						8.1*	10.2
	7.5						9.4*	9.7
	6.0	22.3*	22.3*	32.1*	32.1*	24.2*	24.2*	18.4*
	4.5	32.7*	32.7*	28.9*	28.9*	22.3*	22.3*	17.5*
	3.0			23.7*	23.7*	18.5*	18.5*	13.6*
	1.5			23.7*	23.7*	18.5*	18.5*	13.6*
0								
LC-V	10.5						6.9*	8.2
	9.0						6.6*	9.2
	7.5						6.5*	9.9
	6.0				13.1*	13.1*	10.1*	10.1*
	4.5		26.8*	26.8*	19.3*	19.3*	15.8*	15.8*
	3.0				22.2*	22.2*	17.4*	17.4*
	1.5				24.1*	24.1*	18.6*	18.6*
0	19.1*	19.1*	24.0*	24.0*	17.7*	18.5*	13.4*	
HD	10.5						8.1*	10.2
	9.0						8.1*	10.2
	7.5						9.4*	9.7
	6.0	22.3*	22.3*	32.1*	32.1*	24.2*	24.2*	18.4*
	4.5	32.7*	32.7*	28.9*	28.9*	22.3*	22.3*	17.5*
	3.0			23.7*	23.7*	18.5*	18.5*	13.6*
	1.5			23.7*	23.7*	18.5*	18.5*	13.6*
0								
LC-V	10.5						6.9*	8.2
	9.0						6.6*	9.2
	7.5						6.5*	9.9
	6.0				13.1*	13.1*	10.1*	10.1*
	4.5		26.8*	26.8*	19.3*	19.3*	15.8*	15.8*
	3.0				22.2*	22.2*	17.4*	17.4*
	1.5				24.1*	24.1*	18.6*	18.6*
0	19.1*	19.1*	24.0*	24.0*	17.7*	18.5*	13.4*	

















### Stick 4.20 m

Under-carriage	3.0 m	4.5 m	6.0 m	7.5 m	9.0 m	10.5 m	Stick 4.20 m	
							m	m
HD	10.5						5.7*	7.7
	9.0						5.1*	9.1
	7.5						4.8*	10.1
	6.0						4.7*	

















# Lift Capacities

with Mono Boom 8.20 m, Counterweight 11.0 t and Track Pads 600 mm

## Stick 3.00 m

Under-carriage m 	3.0 m		4.5 m		6.0 m		7.5 m		9.0 m		10.5 m		12.0 m			m	
																	
12.0																	
10.5															8.9*	8.9*	<b>7.9</b>
9.0										11.3*	11.3*				8.2*	8.2*	<b>9.3</b>
7.5								12.4*	12.4*	11.4*	11.4*				7.8*	7.8*	<b>10.2</b>
6.0					16.8*	16.8*	13.7*	13.7*	12.0*	12.0*	9.6	11.1*			7.8*	7.8*	<b>10.8</b>
4.5					19.9*	19.9*	15.2*	15.2*	11.9	12.8*	9.3	11.5*			7.9*	7.9*	<b>11.2</b>
3.0					19.4	21.8*	14.5	16.7*	11.3	13.7*	9.0	11.9*			7.9	8.1*	<b>11.4</b>
1.5					18.7	20.1*	13.9	17.7*	10.8	14.4*	8.7	12.3*			7.8	8.6*	<b>11.3</b>
0					18.6	23.1*	13.5	18.1*	10.6	14.7*	8.6	12.2			8.0	9.4*	<b>11.1</b>
-1.5			18.7*	18.7*	18.6	22.3*	13.4	17.8*	10.5	14.6*	8.6	12.0*			8.5	10.7*	<b>10.6</b>
-3.0	23.6*	23.6*	25.2*	25.2*	18.9	20.8*	13.6	16.9*	10.6	13.8*					9.4	11.9*	<b>9.9</b>
-4.5	25.6*	25.6*	22.2*	22.2*	18.4*	18.4*	14.0	14.9*							11.3	11.8*	<b>8.8</b>
-6.0			17.1*	17.1*	14.2*	14.2*									11.0*	11.0*	<b>7.3</b>
-7.5																	
12.0															8.8*	8.8*	<b>7.9</b>
10.5															8.1*	8.1*	<b>9.3</b>
9.0										11.3*	11.3*				7.8*	7.8*	<b>10.2</b>
7.5							12.5*	12.5*	11.4*	11.4*					7.8*	7.8*	<b>10.8</b>
6.0					17.1*	17.1*	13.8*	13.8*	12.1*	12.1*	10.4	11.1*			7.9*	7.9*	<b>11.2</b>
4.5					20.3*	20.3*	15.4*	15.4*	12.8	12.9*	9.8	11.5*			8.2*	8.2*	<b>11.4</b>
3.0					20.9*	20.9*	15.7	16.8*	12.2	13.8*	9.8	12.0*			8.5	8.7*	<b>11.3</b>
1.5					20.4	20.5*	15.1	17.8*	11.8	14.4*	9.5	12.3*			8.8	9.5*	<b>11.1</b>
0					20.3	23.0*	14.7	18.1*	11.5	14.7*	9.4	12.4*			9.3	10.8*	<b>10.6</b>
-1.5	24.8*	24.8*	20.1*	20.1*	20.4	22.1*	14.7	17.8*	11.4	14.5*	9.4	11.9*			10.4	11.9*	<b>9.9</b>
-3.0			24.9*	24.9*	20.6*	20.6*	14.9	16.7*	11.6	13.6*					11.8*	11.8*	<b>8.8</b>
-4.5			21.8*	21.8*	18.0*	18.0*	14.6*	14.6*							10.8*	10.8*	<b>7.3</b>
-6.0			16.4*	16.4*	13.6*	13.6*											
-7.5																	

## Stick 3.40 m

Under-carriage m 	3.0 m		4.5 m		6.0 m		7.5 m		9.0 m		10.5 m		12.0 m			m	
																	
12.0																	
10.5															7.4*	7.4*	<b>8.4</b>
9.0										10.6*	10.6*				6.9*	6.9*	<b>9.7</b>
7.5										10.8*	10.8*	8.1*	8.1*		6.6*	6.6*	<b>10.6</b>
6.0			21.8*	21.8*	15.8*	15.8*	13.1*	13.1*	11.5*	11.5*	9.7	10.6*			6.6*	6.6*	<b>11.2</b>
4.5					18.9*	18.9*	14.7*	14.7*	11.9	12.4*	9.4	11.1*			6.6*	6.6*	<b>11.6</b>
3.0					19.7	21.6*	14.6	16.2*	11.3	13.3*	9.0	11.6*			6.9*	6.9*	<b>11.8</b>
1.5					18.8	23.0*	13.9	17.4*	10.8	14.1*	8.7	12.0*			7.3*	7.3*	<b>11.7</b>
0					18.5	23.2*	13.5	17.9*	10.5	14.5*	8.5	12.1			7.5	7.9*	<b>11.5</b>
-1.5			19.2*	19.2*	18.5	22.6*	13.3	17.8*	10.4	14.5*	8.4	12.0			7.9	8.9*	<b>11.0</b>
-3.0	21.9*	21.9*	26.6*	26.6*	18.7	21.3*	13.4	17.1*	10.4	13.9*					8.8	10.5*	<b>10.3</b>
-4.5	29.1*	29.1*	23.6*	23.6*	19.1*	19.1*	13.7	15.5*	10.8	12.3*					10.3	11.5*	<b>9.3</b>
-6.0			19.0*	19.0*	15.5*	15.5*	12.1*	12.1*							11.0*	11.0*	<b>7.9</b>
-7.5																	
12.0															7.4*	7.4*	<b>8.4</b>
10.5															6.9*	6.9*	<b>9.7</b>
9.0										10.6*	10.6*				6.6*	6.6*	<b>10.6</b>
7.5							11.9*	11.9*	10.9*	10.9*	9.1*	9.1*			6.6*	6.6*	<b>11.2</b>
6.0			22.6*	22.6*	16.1*	16.1*	13.2*	13.2*	11.6*	11.6*	10.4	10.7*			6.7*	6.7*	<b>11.6</b>
4.5					19.3*	19.3*	14.8*	14.8*	12.5*	12.5*	10.1	11.1*			6.9*	6.9*	<b>11.8</b>
3.0					21.4	21.9*	15.8	16.4*	12.2	13.4*	9.8	11.6*			7.3*	7.3*	<b>11.7</b>
1.5					20.5	23.1*	15.1	17.4*	11.8	14.1*	9.5	12.1*			8.0*	8.0*	<b>11.5</b>
0					20.2	23.1*	14.7	17.9*	11.5	14.6*	9.3	12.3*			8.7	9.0*	<b>11.0</b>
-1.5	22.8*	22.8*	20.2*	20.2*	20.3	22.5*	14.6	17.8*	11.3	14.5*	9.2	12.0*			9.7	10.7*	<b>10.3</b>
-3.0			26.3*	26.3*	20.5	21.1*	14.7	17.0*	11.4	13.8*					11.4*	11.4*	<b>9.3</b>
-4.5	28.6*	28.6*	23.2*	23.2*	18.8*	18.8*	15.0	15.2*	11.8	12.0*					10.9*	10.9*	<b>7.9</b>
-6.0			18.3*	18.3*	15.0*	15.0*	11.5*	11.5*									
-7.5																	















 Height
  Can be slewed through 360°
  In longitudinal position of undercarriage
  Max. reach
 \* Limited by hydr. capacity

The load values are quoted in tons (t) at stick end (without bucket), and may be swung 360° on firm and even ground. Adjacent values are valid for the undercarriage when in the longitudinal position. Capacities are valid for 600 mm wide track pads. Indicated loads are based on ISO 10567 standard and do not exceed 75 % of tipping or 87 % of hydraulic capacity (indicated via \*). Without bucket cylinder, link and lever the lift capacities will increase by 1,150 kg. Lifting capacity of the excavator is limited by machine stability and hydraulic capacity.















According to European Standard, EN 474-5: In the European Union excavators have to be equipped with an overload warning device, a load diagram and automatic safety check valves on hoist cylinders and stick cylinder(s), when they are used for lifting operations which require the use of lifting accessories.



## Stick 4.20 m

Under-carriage	m	3.0 m		4.5 m		6.0 m		7.5 m		9.0 m		10.5 m		12.0 m		m			
																			
HD	12.0																		
	10.5									8.7*	8.7*					5.4*	5.4*	9.5	
	9.0									9.4*	9.4*	6.1*	6.1*			5.0*	5.0*	10.6	
	7.5									9.8*	9.8*	9.4*	9.4*			4.9*	4.9*	11.4	
	6.0									10.5*	10.5*	9.7*	9.7*			4.8*	4.8*	12.0	
	4.5				25.0*	25.0*	17.0*	17.0*	11.8*	11.8*	10.5*	10.5*	9.4	10.3*	7.4	8.6*	4.9*	4.9*	12.4
	3.0						20.0*	20.0*	14.9	15.1*	11.4	12.5*	9.0	10.9*	7.2	9.9*	5.0*	5.0*	12.5
	1.5						19.1	22.0*	14.0	16.5*	10.9	13.4*	8.7	11.5*	7.0	10.0	5.3*	5.3*	12.5
	0				12.6*	12.6*	18.4	22.8*	13.4	17.4*	10.4	14.1*	8.4	11.9*	6.9	9.5*	5.7*	5.7*	12.3
	-1.5	12.3*	12.3*	18.8*	18.8*	18.2	22.8*	13.1	17.7*	10.2	14.3*	8.2	11.8			6.4*	6.4*	11.8	
	-3.0	18.9*	18.9*	25.8*	25.8*	18.3	22.0*	13.1	17.3*	10.1	14.1*	8.2	11.6*			7.4*	7.4*	11.2	
	-4.5	25.9*	25.9*	26.1*	26.1*	18.6	20.3*	13.3	16.2*	10.3	13.1*					8.7	9.1*	10.3	
	-6.0	29.1*	29.1*	22.2*	22.2*	17.6*	17.6*	13.8	14.0*							10.5*	10.5*	9.0	
-7.5			15.9*	15.9*	12.6*	12.6*									9.7*	9.7*	7.2		
LC-V	12.0									9.3*	9.3*					5.4*	5.4*	9.5	
	10.5									9.4*	9.4*	6.9*	6.9*			5.0*	5.0*	10.6	
	9.0									9.8*	9.8*	9.4*	9.4*			4.9*	4.9*	11.4	
	7.5									10.6*	10.6*	9.8*	9.8*			4.8*	4.8*	12.0	
	6.0							12.0*	12.0*	10.6*	10.6*	9.8*	9.8*	5.4*	5.4*	4.8*	4.8*	12.4	
	4.5					17.3*	17.3*	13.6*	13.6*	11.6*	11.6*	10.2	10.3*	8.1	8.9*	4.9*	4.9*	12.4	
	3.0					20.2*	20.2*	15.3*	15.3*	12.3	12.6*	9.8	11.0*	7.9	9.9*	5.1*	5.1*	12.5	
	1.5					20.8	22.1*	15.2	16.7*	11.8	13.5*	9.4	11.5*	7.7	10.2*	5.4*	5.4*	12.5	
	0			13.2*	13.2*	20.1	22.9*	14.7	17.5*	11.4	14.1*	9.1	11.9*	7.5	9.2*	5.8*	5.8*	12.3	
	-1.5	13.0*	13.0*	19.4*	19.4*	20.0	22.7*	14.4	17.7*	11.1	14.3*	9.0	12.0*			6.5*	6.5*	11.8	
	-3.0	19.6*	19.6*	26.7*	26.7*	20.1	21.8*	14.4	17.3*	11.1	14.0*	9.0	11.5*			7.6*	7.6*	11.2	
	-4.5	26.7*	26.7*	25.8*	25.8*	20.1*	20.1*	14.6	16.1*	11.3	12.9*					9.4*	9.4*	10.3	
	-6.0	28.3*	28.3*	21.6*	21.6*	17.2*	17.2*	13.6*	13.6*							10.5*	10.5*	9.0	
-7.5					11.8*	11.8*									9.5*	9.5*	7.2		

## Stick 5.00 m

Under-carriage	m	3.0 m		4.5 m		6.0 m		7.5 m		9.0 m		10.5 m		12.0 m		m			
																			
HD	12.0																		
	10.5															4.2*	4.2*	10.5	
	9.0											8.4*	8.4*			3.9*	3.9*	11.5	
	7.5											8.6*	8.6*	5.7*	5.7*	3.8*	3.8*	12.3	
	6.0										9.7*	9.7*	9.0*	9.0*	7.9	8.5*	3.8*	3.8*	12.8
	4.5					15.2*	15.2*	12.4*	12.4*	10.7*	10.7*	9.6*	9.6*	7.7	9.0*	3.8*	3.8*	13.1	
	3.0			18.3*	18.3*	18.4*	18.4*	14.2*	14.2*	11.8	11.8*	9.2	10.4*	7.4	9.4*	3.9*	3.9*	13.3	
	1.5			12.7*	12.7*	19.7	20.9*	14.4	15.8*	11.1	12.9*	8.8	11.0*	7.1	9.8*	4.1*	4.1*	13.2	
	0			14.5*	14.5*	18.7	22.3*	13.7	16.9*	10.6	13.7*	8.5	11.6*	6.9	9.9	4.4*	4.4*	13.0	
	-1.5	11.9*	11.9*	18.3*	18.3*	18.2	22.8*	13.2	17.5*	10.2	14.2*	8.2	11.8	6.8	9.8	4.9*	4.9*	12.6	
	-3.0	16.8*	16.8*	23.5*	23.5*	18.1	22.5*	13.0	17.5*	10.1	14.2*	8.1	11.7	6.0*	6.0*	5.6*	5.6*	12.0	
	-4.5	22.3*	22.3*	28.2*	28.2*	18.3	21.4*	13.1	16.9*	10.1	13.7*	8.2	11.1*			6.7*	6.7*	11.2	
	-6.0	28.7*	28.7*	24.9*	24.9*	18.7	19.2*	13.4	15.3*	10.4	12.2*					8.7*	8.7*	10.0	
-7.5	26.7*	26.7*	19.9*	19.9*	15.6*	15.6*	12.1*	12.1*							9.8*	9.8*	8.4		
LC-V	12.0															4.6*	4.6*		
	10.5											4.8*	4.8*			4.2*	4.2*	10.5	
	9.0											8.4*	8.4*			3.9*	3.9*	11.5	
	7.5											8.6*	8.6*	6.1*	6.1*	3.8*	3.8*	12.3	
	6.0									9.8*	9.8*	9.1*	9.1*	8.5	8.7*	3.8*	3.8*	12.8	
	4.5			21.7*	21.7*	15.5*	15.5*	12.5*	12.5*	10.8*	10.8*	9.7*	9.7*	8.3	9.0*	3.8*	3.8*	13.1	
	3.0			16.9*	16.9*	18.7*	18.7*	14.4*	14.4*	11.9*	11.9*	10.0	10.4*	8.0	9.4*	3.9*	3.9*	13.3	
	1.5			12.7*	12.7*	21.1*	21.1*	15.6	15.9*	12.0	13.0*	9.6	11.1*	7.8	9.8*	4.2*	4.2*	13.2	
	0			14.8*	14.8*	20.4	22.4*	14.9	17.0*	11.5	13.8*	9.2	11.6*	7.6	10.1*	4.5*	4.5*	13.0	
	-1.5	12.4*	12.4*	18.8*	18.8*	20.0	22.8*	14.4	17.6*	11.2	14.2*	9.0	11.9*	7.5	10.2*	5.0*	5.0*	12.6	
	-3.0	17.4*	17.4*	24.1*	24.1*	19.9	22.4*	14.3	17.5*	11.0	14.2*	8.9	11.8*			5.7*	5.7*	12.0	
	-4.5	22.9*	22.9*	27.9*	27.9*	20.1	21.2*	14.4	16.7*	11.1	13.6*	9.0	11.0*			6.9*	6.9*	11.2	
	-6.0	29.5*	29.5*	24.5*	24.5*	19.0*	19.0*	14.7	15.1*	11.4	12.0*					9.0*	9.0*	10.0	
-7.5	25.7*	25.7*	19.3*	19.3*	15.1*	15.1*	11.6*	11.6*							9.7*	9.7*	8.4		

 Height  Can be slewed through 360°  In longitudinal position of undercarriage  Max. reach \* Limited by hydr. capacity

The load values are quoted in tons (t) at stick end (without bucket), and may be swung 360° on firm and even ground. Adjacent values are valid for the undercarriage when in the longitudinal position. Capacities are valid for 600 mm wide track pads. Indicated loads are based on ISO 10567 standard and do not exceed 75 % of tipping or 87 % of hydraulic capacity (indicated via \*). Without bucket cylinder, link and lever the lift capacities will increase by 1,150 kg/825 kg<sup>1)</sup>. Lifting capacity of the excavator is limited by machine stability and hydraulic capacity.

According to European Standard, EN 474-5: In the European Union excavators have to be equipped with an overload warning device, a load diagram and automatic safety check valves on hoist cylinders and stick cylinder(s), when they are used for lifting operations which require the use of lifting accessories.

<sup>1)</sup> for stick 5.00 m

# Lift Capacities

with Mono Boom 8.20 m, Counterweight 14.5 t and Track Pads 600 mm

## Stick 3.00 m

Under-carriage	m	3.0 m		4.5 m		6.0 m		7.5 m		9.0 m		10.5 m		12.0 m		m		
HD	12.0															8.9*	8.9*	<b>7.9</b>
	10.5															8.2*	8.2*	<b>9.3</b>
	9.0										11.3*	11.3*				7.8*	7.8*	<b>10.2</b>
	7.5								12.4*	12.4*	11.4*	11.4*				7.8*	7.8*	<b>10.8</b>
	6.0						16.8*	16.8*	13.7*	13.7*	12.0*	12.0*	11.1*	11.1*		7.8*	7.8*	<b>10.8</b>
	4.5						19.9*	19.9*	15.2*	15.2*	12.8*	12.8*	11.0*	11.5*		7.9*	7.9*	<b>11.2</b>
	3.0						21.8*	21.8*	16.7*	16.7*	13.3	13.7*	10.7	11.9*		8.1*	8.1*	<b>11.4</b>
	1.5						20.1*	20.1*	16.4	17.7*	12.9	14.4*	10.4	12.3*		8.6*	8.6*	<b>11.3</b>
	0						22.0	23.1*	16.0	18.1*	12.6	14.7*	10.3	12.4*		9.4*	9.4*	<b>11.1</b>
	-1.5				18.7*	18.7*	22.1	22.3*	16.0	17.8*	12.5	14.6*	10.3	12.0*		10.1	10.7*	<b>10.6</b>
	-3.0	23.6*	23.6*	25.2*	25.2*	20.8*	20.8*	16.1	16.9*	12.6	13.8*					11.2	11.9*	<b>9.9</b>
	-4.5	25.6*	25.6*	22.2*	22.2*	18.4*	18.4*	14.9*	14.9*							11.8*	11.8*	<b>8.8</b>
-6.0			17.1*	17.1*	14.2*	14.2*									11.0*	11.0*	<b>7.3</b>	
-7.5																		
LC-V	12.0															8.8*	8.8*	<b>7.9</b>
	10.5															8.1*	8.1*	<b>9.3</b>
	9.0										11.3*	11.3*				7.8*	7.8*	<b>10.2</b>
	7.5							12.5*	12.5*	11.4*	11.4*					7.8*	7.8*	<b>10.2</b>
	6.0						17.1*	17.1*	13.8*	13.8*	12.1*	12.1*	11.1*	11.1*		7.8*	7.8*	<b>10.8</b>
	4.5						20.3*	20.3*	15.4*	15.4*	12.9*	12.9*	11.5*	11.5*		7.9*	7.9*	<b>11.2</b>
	3.0						20.9*	20.9*	16.8*	16.8*	13.8*	13.8*	11.5	12.0*		8.2*	8.2*	<b>11.4</b>
	1.5						20.5*	20.5*	17.6	17.8*	13.8	14.4*	11.2	12.3*		8.7*	8.7*	<b>11.3</b>
	0						23.0*	23.0*	17.3	18.1*	13.6	14.7*	11.1	12.4*		9.5*	9.5*	<b>11.1</b>
	-1.5				20.1*	20.1*	22.1*	22.1*	17.3	17.8*	13.5	14.5*	11.1	11.9*		10.8*	10.8*	<b>10.6</b>
	-3.0	24.8*	24.8*	24.9*	24.9*	20.6*	20.6*	16.7*	16.7*	13.6*	13.6*					11.9*	11.9*	<b>9.9</b>
	-4.5			21.8*	21.8*	18.0*	18.0*	14.6*	14.6*							11.8*	11.8*	<b>8.8</b>
-6.0			16.4*	16.4*	13.6*	13.6*									10.8*	10.8*	<b>7.3</b>	
-7.5																		

## Stick 3.40 m

Under-carriage	m	3.0 m		4.5 m		6.0 m		7.5 m		9.0 m		10.5 m		12.0 m		m		
HD	12.0															7.4*	7.4*	<b>8.4</b>
	10.5															6.9*	6.9*	<b>9.7</b>
	9.0										10.6*	10.6*				6.9*	6.9*	<b>9.7</b>
	7.5										10.8*	10.8*	8.1*	8.1*		6.6*	6.6*	<b>10.6</b>
	6.0				21.8*	21.8*	15.8*	15.8*	13.1*	13.1*	11.5*	11.5*	10.6*	10.6*		6.6*	6.6*	<b>11.2</b>
	4.5						18.9*	18.9*	14.7*	14.7*	12.4*	12.4*	11.0	11.1*		6.6*	6.6*	<b>11.6</b>
	3.0						21.6*	21.6*	16.2*	16.2*	13.3*	13.3*	10.7	11.6*		6.9*	6.9*	<b>11.8</b>
	1.5						22.2	23.0*	16.4	17.4*	12.8	14.1*	10.4	12.0*		7.3*	7.3*	<b>11.7</b>
	0						21.9	23.2*	16.0	17.9*	12.5	14.5*	10.2	12.3*		7.9*	7.9*	<b>11.5</b>
	-1.5				19.2*	19.2*	21.9	22.6*	15.9	17.8*	12.4	14.5*	10.1	12.1*		8.9*	8.9*	<b>11.0</b>
	-3.0	21.9*	21.9*	26.6*	26.6*	21.3*	21.3*	15.9	17.1*	12.4	13.9*					10.5	10.5*	<b>10.3</b>
	-4.5	29.1*	29.1*	23.6*	23.6*	19.1*	19.1*	15.5*	15.5*	12.3*	12.3*					11.5*	11.5*	<b>9.3</b>
-6.0			19.0*	19.0*	15.5*	15.5*			12.1*	12.1*					11.0*	11.0*	<b>7.9</b>	
-7.5																		
LC-V	12.0															7.4*	7.4*	<b>8.4</b>
	10.5															6.9*	6.9*	<b>9.7</b>
	9.0										10.6*	10.6*				6.6*	6.6*	<b>10.6</b>
	7.5							11.9*	11.9*	10.9*	10.9*	9.1*	9.1*			6.6*	6.6*	<b>10.6</b>
	6.0				22.6*	22.6*	16.1*	16.1*	13.2*	13.2*	11.6*	11.6*	10.7*	10.7*		6.6*	6.6*	<b>11.2</b>
	4.5						19.3*	19.3*	14.8*	14.8*	12.5*	12.5*	11.1*	11.1*		6.7*	6.7*	<b>11.6</b>
	3.0						21.9*	21.9*	16.4*	16.4*	13.4*	13.4*	11.5	11.6*		6.9*	6.9*	<b>11.8</b>
	1.5						23.1*	23.1*	17.4*	17.4*	13.8	14.1*	11.2	12.1*		7.3*	7.3*	<b>11.7</b>
	0						23.1*	23.1*	17.3	17.9*	13.5	14.6*	11.0	12.3*		8.0*	8.0*	<b>11.5</b>
	-1.5				20.2*	20.2*	22.5*	22.5*	17.2	17.8*	13.4	14.5*	10.9	12.0*		9.0*	9.0*	<b>11.0</b>
	-3.0	22.8*	22.8*	26.3*	26.3*	21.1*	21.1*	17.0*	17.0*	13.5	13.8*					10.7*	10.7*	<b>10.3</b>
	-4.5	28.6*	28.6*	23.2*	23.2*	18.8*	18.8*	15.2*	15.2*	12.0*	12.0*					11.4*	11.4*	<b>9.3</b>
-6.0			18.3*	18.3*	15.0*	15.0*			11.5*	11.5*					10.9*	10.9*	<b>7.9</b>	
-7.5																		

**Height**    
 **Can be slewed through 360°**    
 **In longitudinal position of undercarriage**    
 **Max. reach**    
 \* **Limited by hydr. capacity**

The load values are quoted in tons (t) at stick end (without bucket), and may be swung 360° on firm and even ground. Adjacent values are valid for the undercarriage when in the longitudinal position. Capacities are valid for 600 mm wide track pads. Indicated loads are based on ISO 10567 standard and do not exceed 75% of tipping or 87% of hydraulic capacity (indicated via \*). Without bucket cylinder, link and lever the lift capacities will increase by 1,150 kg. Lifting capacity of the excavator is limited by machine stability and hydraulic capacity.

According to European Standard, EN 474-5: In the European Union excavators have to be equipped with an overload warning device, a load diagram and automatic safety check valves on hoist cylinders and stick cylinder(s), when they are used for lifting operations which require the use of lifting accessories.

### Stick 4.20 m

Under-carriage	3.0 m		4.5 m		6.0 m		7.5 m		9.0 m		10.5 m		12.0 m		m				
12.0																			
10.5																			
9.0									8.7*	8.7*									
7.5									9.4*	9.4*	6.1*	6.1*							
6.0									9.8*	9.8*	9.4*	9.4*			5.4*	5.4*	9.5		
4.5											9.7*	9.7*			4.8*	4.8*	12.0		
3.0				25.0°	25.0°	17.0°	17.0°	11.8*	11.8*	10.5*	10.5*	9.7*	9.7*			4.9*	4.9*	12.4	
1.5						20.0°	20.0°	15.1*	15.1*	12.5*	12.5*	10.7	10.9*	8.6*	8.6*	5.0*	5.0*	12.5	
0						22.0°	22.0°	16.5*	16.5*	12.9	13.4*	10.3	11.5*	8.5	10.1*	5.3*	5.3*	12.5	
-1.5	12.3°	12.3°	12.6°	12.6°	21.9	22.8*	16.0	17.4*	12.4	14.1*	10.0	11.9*	8.3	9.5*	5.7*	5.7*	12.3		
-3.0	18.9°	18.9°	18.8°	18.8°	21.6	22.8*	15.7	17.7*	12.2	14.3*	9.9	12.0*			6.4*	6.4*	11.8		
-4.5	25.9°	25.9°	25.8°	25.8°	21.7	22.0*	15.6	17.3*	12.1	14.1*	9.9	11.6*			7.4*	7.4*	11.2		
-6.0	29.1°	29.1°	26.1°	26.1°	20.3*	20.3*	15.8	16.2*	12.3	13.1*					9.1*	9.1*	10.3		
-7.5			22.2°	22.2°	17.6*	17.6*	14.0*	14.0*							10.5*	10.5*	9.0		
			15.9°	15.9°	12.6°	12.6°									9.7*	9.7*	7.2		
12.0																			
10.5									9.3*	9.3*									
9.0									9.4*	9.4*	6.9*	6.9*					5.4*	5.4*	9.5
7.5									9.8*	9.8*	9.4*	9.4*					5.0*	5.0*	10.6
6.0											9.8*	9.8*			4.9*	4.9*	4.8*	4.8*	11.4
4.5								12.0*	12.0*	10.6*	10.6*	9.8*	9.8*	5.4*	5.4*	4.8*	4.8*	12.0	
3.0						17.3°	17.3°	13.6°	13.6°	11.6°	11.6°	10.3°	10.3°	8.9°	8.9°	4.9°	4.9°	12.4	
1.5						20.2°	20.2°	15.3°	15.3°	12.6°	12.6°	11.0°	11.0°	9.3	9.9*	5.1*	5.1*	12.5	
0						22.1°	22.1°	16.7°	16.7°	13.5°	13.5°	11.1	11.5°	9.1	10.2*	5.4*	5.4*	12.5	
-1.5			13.2°	13.2°	22.9°	22.9°	17.2	17.5°	13.4	14.1*	10.8	11.9°	9.0	9.2*	5.8*	5.8*	12.3		
-3.0	13.0°	13.0°	19.4°	19.4°	22.7°	22.7°	17.0	17.7°	13.2	14.3°	10.7	12.0°			6.5*	6.5*	11.8		
-4.5	19.6°	19.6°	26.7°	26.7°	21.8°	21.8°	17.0	17.3°	13.2	14.0°	10.7	11.5°			7.6*	7.6*	11.2		
-6.0	26.7°	26.7°	25.8°	25.8°	20.1°	20.1°	16.1°	16.1°	12.9°	12.9°					9.4*	9.4*	10.3		
-7.5	28.3°	28.3°	21.6°	21.6°	17.2°	17.2°	13.6°	13.6°							10.5*	10.5*	9.0		
					11.8°	11.8°									9.5*	9.5*	7.2		

### Stick 5.00 m

Under-carriage	3.0 m		4.5 m		6.0 m		7.5 m		9.0 m		10.5 m		12.0 m		m			
12.0																		
10.5																		
9.0																		
7.5																		
6.0											8.4*	8.4*			4.2*	4.2*	10.5	
4.5											8.6*	8.6*	5.7*	5.7*	3.9*	3.9*	11.5	
3.0											9.0*	9.0*	9.0*	9.0*	3.8*	3.8*	12.3	
1.5											9.0*	9.0*	8.5*	8.5*	3.8*	3.8*	12.8	
0											9.6*	9.6*	9.0*	9.0*	3.8*	3.8*	13.1	
-1.5	11.9°	11.9°	18.3°	18.3°	15.2°	15.2°	12.4°	12.4°	10.7°	10.7°	9.6*	9.6*	8.8	9.4*	3.9*	3.9*	13.3	
-3.0	16.8°	16.8°	18.3°	18.3°	18.4°	18.4°	14.2°	14.2°	11.8°	11.8°	10.4*	10.4*	8.6	9.8*	4.1*	4.1*	13.2	
-4.5	22.3°	22.3°	23.5°	23.5°	20.9°	20.9°	15.8°	15.8°	12.9°	12.9°	10.5	11.0°	8.6	9.8*	4.1*	4.1*	13.2	
-6.0	28.7°	28.7°	28.2°	28.2°	22.1°	22.3°	16.2	16.9°	12.6	13.7°	10.1	11.6°	8.3	10.1*	4.4*	4.4*	13.0	
-7.5	26.7°	26.7°	24.9°	24.9°	21.6	22.8*	15.7	17.5°	12.2	14.2°	9.9	11.9°	8.2	10.2*	4.9*	4.9*	12.6	
			19.9°	19.9°	21.5	22.5*	15.6	17.5°	12.1	14.2°	9.8	11.8°	6.0*	6.0*	5.6*	5.6*	12.0	
					21.4°	21.4°	15.6	16.9°	12.1	13.7°	9.9	11.1°			6.7*	6.7*	11.2	
					19.2°	19.2°	15.3°	15.3°	12.2°	12.2°					8.7*	8.7*	10.0	
					15.6°	15.6°	12.1°	12.1°							9.8*	9.8*	8.4	
12.0																		
10.5																		
9.0																		
7.5																		
6.0																		
4.5											8.8*	8.8*			4.6*	4.6*		
3.0											8.4*	8.4*			4.2*	4.2*		
1.5											8.6*	8.6*	6.1*	6.1*	3.9*	3.9*		
0											9.1*	9.1*	8.7*	8.7*	3.8*	3.8*		
-1.5											9.1*	9.1*	9.0*	9.0*	3.8*	3.8*		
-3.0											9.7*	9.7*	9.0*	9.0*	3.8*	3.8*		
-4.5											9.7*	9.7*	9.0*	9.0*	3.8*	3.8*		
-6.0											9.7*	9.7*	9.4*	9.4*	3.9*	3.9*		
-7.5											11.1°	11.1°	9.2	9.8*	4.2*	4.2*		
											10.9	11.6°	9.0	10.1*	4.5*	4.5*		
											10.7	11.9°	8.9	10.2*	5.0*	5.0*		
											13.1	13.6°	10.6	11.8°	5.7*	5.7*		
											13.6°	13.6°	10.7	11.0°	6.9*	6.9*		
											12.0°	12.0°			9.0*	9.0*		
											11.6°	11.6°			9.7*	9.7*		

Height Can be slewed through 360° In longitudinal position of undercarriage Max. reach \* Limited by hydr. capacity

The load values are quoted in tons (t) at stick end (without bucket), and may be swung 360° on firm and even ground. Adjacent values are valid for the undercarriage when in the longitudinal position. Capacities are valid for 600 mm wide track pads. Indicated loads are based on ISO 10567 standard and do not exceed 75% of tipping or 87% of hydraulic capacity (indicated via \*). Without bucket cylinder, link and lever the lift capacities will increase by 1,150 kg/825 kg<sup>1)</sup>. Lifting capacity of the excavator is limited by machine stability and hydraulic capacity.












According to European Standard, EN 474-5: In the European Union excavators have to be equipped with an overload warning device, a load diagram and automatic safety check valves on hoist cylinders and stick cylinder(s), when they are used for lifting operations which require the use of lifting accessories.

<sup>1)</sup> for stick 5.00 m












# Lift Capacities

with Mono Boom 10.00 m, Counterweight 14.5 t and Track Pads 600 mm

## Stick 3.00 m

Under-carriage ↕	3.0 m		4.5 m		6.0 m		7.5 m		9.0 m		10.5 m		12.0 m		13.5 m		15.0 m		↗		m	
	m		m		m		m		m		m		m		m		m					m
12.0																				7.8*	7.8*	10.4
10.5																				7.6*	7.6*	11.4
9.0									7.7*	7.7*										7.5*	7.5*	12.2
7.5								8.8*	8.8*	8.0*	8.0*	7.7*	7.7*							7.4*	7.4*	12.7
6.0						11.9*	11.9*	9.7*	9.7*	8.5*	8.5*	7.9*	7.9*							7.1*	7.5*	13.1
4.5								10.7*	10.7*	9.1*	9.1*	8.2*	8.2*							6.8*	7.8*	13.2
3.0								11.7*	11.7*	9.6*	9.8*	7.9*	8.6*							6.7*	8.2*	13.2
1.5								11.2*	12.4*	9.2*	10.3*	7.7*	9.0*							6.8*	8.6*	13.0
0						14.1	16.0*	11.0	12.8*	9.0	10.7*	7.5	9.3*							7.1*	8.9*	12.6
-1.5						14.1	15.9*	10.9	13.0*	8.9	10.9*	7.5	9.4*							7.6*	9.2*	12.0
-3.0			18.4*	18.4*	14.3	15.5*	11.0	12.8*	8.9	10.8*										8.6*	9.5*	11.1
-4.5	20.1*	20.1*	17.6*	17.6*	14.6	14.8*	11.2	12.3*	9.2	10.3*									9.7*	9.7*	10.0	
-6.0	19.0*	19.0*	16.2*	16.2*	13.5*	13.5*	11.2*	11.2*											9.6*	9.6*	8.4	
-7.5	16.1*	16.1*	13.6*	13.6*	11.2*	11.2*																
-9.0																						
-10.5																						
12.0									7.8*	7.8*										7.8*	7.8*	10.4
10.5									7.7*	7.7*										7.6*	7.6*	11.4
9.0											7.7*	7.7*								7.4*	7.4*	12.2
7.5			13.5*	13.5*	10.3*	10.3*	8.9*	8.9*	8.0*	8.0*	7.7*	7.7*								7.4*	7.4*	12.7
6.0					12.1*	12.1*	9.8*	9.8*	8.6*	8.6*	7.9*	7.9*								7.6*	7.6*	13.1
4.5							10.8*	10.8*	9.2*	9.2*	8.3*	8.3*								7.4*	7.8*	13.2
3.0							11.8*	11.8*	9.8*	9.8*	8.6*	8.7*								7.3*	8.2*	13.2
1.5							12.2	12.5*	10.0	10.3*	8.3	9.0*								7.4*	8.6*	13.0
0					15.3	16.0*	11.9	12.9*	9.8	10.7*	8.2	9.3*								7.8*	8.9*	12.6
-1.5					15.4	15.9*	11.9	13.0*	9.7	10.9*	8.2	9.4*								8.4*	9.2*	12.0
-3.0			18.4*	18.4*	15.4*	15.4*	12.0	12.8*	9.8	10.8*										9.5*	9.5*	11.1
-4.5	20.1*	20.1*	17.5*	17.5*	14.7*	14.7*	12.3	12.3*	10.0	10.2*									9.7*	9.7*	10.0	
-6.0	18.8*	18.8*	15.9*	15.9*	13.4*	13.4*	11.1*	11.1*											9.6*	9.6*	8.4	
-7.5	15.6*	15.6*	13.3*	13.3*	10.9*	10.9*																
-9.0																						
-10.5																						

## Stick 3.40 m

Under-carriage ↕	3.0 m		4.5 m		6.0 m		7.5 m		9.0 m		10.5 m		12.0 m		13.5 m		15.0 m		↗		m	
	m		m		m		m		m		m		m		m		m					m
12.0																				6.7*	6.7*	10.9
10.5																				6.4*	6.4*	11.9
9.0											7.2*	7.2*								6.3*	6.3*	12.6
7.5											7.2*	7.2*								6.3*	6.3*	13.1
6.0								11.3*	11.3*	9.3*	9.3*	8.2*	8.2*	7.5*	7.5*					6.4*	6.4*	13.4
4.5								13.1*	13.1*	10.3*	10.3*	8.8*	8.8*	7.9*	7.9*					6.5*	6.6*	13.6
3.0								14.6	14.7*	11.3*	11.3*	9.5*	9.5*	7.9	8.3*	6.5	7.7*			6.4	6.9*	13.6
1.5								14.1	15.6*	11.2	12.1*	9.2	10.0*	7.6	8.7*	6.4	7.9*			6.4	7.4*	13.4
0								13.9	15.9*	10.9	12.6*	8.9	10.5*	7.4	9.1*					6.7	8.1*	13.0
-1.5								13.9	15.9*	10.8	12.8*	8.8	10.7*	7.4	9.2*					7.2	8.7*	12.4
-3.0					19.0*	19.0*		14.1	15.6*	10.8	12.8*	8.8	10.7*	7.4	9.1*					8.0	9.1*	11.6
-4.5			21.6*	21.6*	18.1*	18.1*	14.4	14.9*	11.0	12.4*	9.0	10.4*								9.3*	9.3*	10.5
-6.0	24.5*	24.5*	20.2*	20.2*	16.7*	16.7*	13.9*	13.9*	11.4	11.5*										9.4*	9.4*	9.0
-7.5			17.4*	17.4*	14.4*	14.4*	11.9*	11.9*												8.8*	8.8*	6.8
-9.0					10.2*	10.2*																
-10.5																						
12.0																				6.7*	6.7*	10.9
10.5																				6.4*	6.4*	11.9
9.0											7.2*	7.2*								6.3*	6.3*	12.6
7.5											7.3*	7.3*								6.3*	6.3*	13.1
6.0								11.5*	11.5*	9.4*	9.4*	8.2*	8.2*	7.5*	7.5*					6.4*	6.4*	13.4
4.5								13.3*	13.3*	10.4*	10.4*	8.9*	8.9*	7.9*	7.9*					6.6*	6.6*	13.6
3.0								14.8*	14.8*	11.4*	11.4*	9.5*	9.5*	8.4*	8.4*	7.1	7.7*			6.9*	6.9*	13.6
1.5								15.4	15.6*	12.2*	12.2*	10.0	10.1*	8.3	8.8*	7.0	7.9*			7.0	7.4*	13.4
0								15.2	15.9*	11.9	12.6*	9.7	10.5*	8.1	9.1*					7.3	8.1*	13.0
-1.5								15.2	15.8*	11.8	12.9*	9.6	10.7*	8.0	9.2*					7.9	8.8*	12.4
-3.0					18.9*	18.9*		15.4	15.5*	11.8	12.8*	9.6	10.7*	8.1	9.1*					8.9	9.1*	11.6
-4.5	21.0*	21.0*	21.5*	21.5*	18.0*	18.0*	14.9*	14.9*	12.1	12.3*	9.8	10.3*								9.3*	9.3*	10.5
-6.0	24.3*	24.3*	20.0*	20.0*	16.5*	16.5*	13.7*	13.7*	11.4*	11.4*										9.4*	9.4*	9.0
-7.5			17.0*	17.0*	14.1*	14.1*	11.6*	11.6*														
-9.0																						
-10.5																						

↕ Height  Can be slewed through 360°  In longitudinal position of undercarriage  Max. reach \* Limited by hydr. capacity

The load values are quoted in tons (t) at stick end (without bucket), and may be swung 360° on firm and even ground. Adjacent values are valid for the undercarriage when in the longitudinal position. Capacities are valid for 600 mm wide track pads. Indicated loads are based on ISO 10567 standard and do not exceed 75 % of tipping or 87 % of hydraulic capacity (indicated via \*). Without bucket cylinder, link and lever the lift capacities will increase by 1,150 kg. Lifting capacity of the excavator is limited by machine stability and hydraulic capacity.

According to European Standard, EN 474-5: In the European Union excavators have to be equipped with an overload warning device, a load diagram and automatic safety check valves on hoist cylinders and stick cylinder(s), when they are used for lifting operations which require the use of lifting accessories.

### Stick 4.20 m

Under-carriage	3.0 m		4.5 m		6.0 m		7.5 m		9.0 m		10.5 m		12.0 m		13.5 m		15.0 m		m			
	m	°	m	°	m	°	m	°	m	°	m	°	m	°	m	°	m	°	m	°		
HD	12.0																		5.3*	5.3*	10.6	
	10.5																		4.9*	4.9*	11.8	
	9.0																		4.7*	4.7*	12.7	
	7.5										6.9*	6.9*			6.3*	6.3*			4.6*	4.6*	13.4	
	6.0					13.3*	13.3*			10.1*	10.1*	8.4*	8.4*	7.4*	7.4*	6.8*	6.8*	6.6*	6.6*	4.6*	4.6*	13.9
	4.5									11.9*	11.9*	9.5*	9.5*	8.1*	8.1*	7.3*	7.3*	6.7*	6.8*	4.7*	4.7*	14.2
	3.0									13.5*	13.5*	10.5*	10.5*	8.8*	8.8*	7.8*	7.8*	6.5*	7.1*	4.8*	4.8*	14.3
	1.5									14.2	14.7*	11.3	11.4*	9.1	9.5*	7.5	8.2*	6.3	7.4*	5.0*	5.0*	14.3
	0									13.8	15.3*	10.8	12.1*	8.8	10.0*	7.3	8.6*	6.1	7.7*	5.3*	5.3*	14.1
	-1.5					14.6*	14.6*			13.7	15.6*	10.6	12.5*	8.6	10.4*	7.2	8.9*	6.1	7.8*	5.8*	5.8*	13.8
	-3.0					19.4	19.6*			13.7	15.5*	10.6	12.6*	8.5	10.5*	7.1	9.0*			6.3	6.5*	13.2
	-4.5	17.3*	17.3*	20.6*	20.6*	18.8*	18.8*			13.9	15.1*	10.7	12.4*	8.6	10.4*	7.3	8.7*			7.0	7.5*	12.4
	-6.0	23.2*	23.2*	22.2*	22.2*	17.6*	17.6*			14.3	14.3*	10.9	11.8*	8.9	9.8*					8.1	8.5*	11.4
-7.5	26.0*	26.0*	19.7*	19.7*	15.8*	15.8*			12.9*	12.9*	10.5*	10.5*							8.8*	8.8*	10.1	
-9.0			15.7*	15.7*	12.7*	12.7*			10.1*	10.1*									8.7*	8.7*	8.2	
-10.5																						
LC-V	12.0																		5.2*	5.2*	10.6	
	10.5																		4.9*	4.9*	11.8	
	9.0																		4.7*	4.7*	12.7	
	7.5																		4.6*	4.6*	13.4	
	6.0					13.7*	13.7*			10.3*	10.3*	8.5*	8.5*	6.9*	6.9*	6.5*	6.5*	6.6*	6.6*	4.6*	4.6*	13.9
	4.5									12.0*	12.0*	9.6*	9.6*	8.2*	8.2*	7.3*	7.3*	6.8*	6.8*	4.7*	4.7*	14.2
	3.0									13.6*	13.6*	10.6*	10.6*	8.9*	8.9*	7.8*	7.8*	7.1	7.1*	4.8*	4.8*	14.3
	1.5									14.8*	14.8*	11.5*	11.5*	9.5*	9.5*	8.2	8.3*	6.9	7.4*	5.0*	5.0*	14.3
	0									15.1	15.4*	11.8	12.1*	9.6	10.0*	8.0	8.6*	6.7	7.7*	5.4*	5.4*	14.1
	-1.5					15.3*	15.3*			15.0	15.6*	11.6	12.5*	9.4	10.4*	7.8	8.9*	6.7	7.8*	5.9*	5.9*	13.8
	-3.0					19.5*	19.5*			15.0	15.5*	11.6	12.6*	9.4	10.5*	7.8	8.9*			6.6*	6.6*	13.2
	-4.5	17.9*	17.9*	21.3*	21.3*	18.7*	18.7*			15.1	15.1*	11.7	12.4*	9.5	10.3*	8.0	8.7*			7.7*	7.7*	12.4
	-6.0	23.9*	23.9*	22.0*	22.0*	17.5*	17.5*			14.2*	14.2*	11.7*	11.7*	9.7*	9.7*					8.6*	8.6*	11.4
-7.5	25.5*	25.5*	19.4*	19.4*	15.5*	15.5*			12.7*	12.7*	10.3*	10.3*							8.8*	8.8*	10.1	
-9.0			15.1*	15.1*	12.3*	12.3*			9.6*	9.6*									8.7*	8.7*	8.2	
-10.5																						

### Stick 5.00 m

Under-carriage	3.0 m		4.5 m		6.0 m		7.5 m		9.0 m		10.5 m		12.0 m		13.5 m		15.0 m		m			
	m	°	m	°	m	°	m	°	m	°	m	°	m	°	m	°	m	°	m	°		
HD	12.0																		4.1*	4.1*	11.6	
	10.5													5.7*	5.7*				3.8*	3.8*	12.7	
	9.0													5.7*	5.7*	4.3*	4.3*		3.7*	3.7*	13.6	
	7.5													6.0*	6.0*	5.9*	5.9*		3.6*	3.6*	14.2	
	6.0													6.4*	6.4*	6.1*	6.1*		3.6*	3.6*	14.7	
	4.5					14.8*	14.8*			10.8*	10.8*	8.8*	8.8*	6.9*	6.9*	6.8*	6.8*	6.4*	6.4*	3.6*	3.6*	15.0
	3.0									12.5*	12.5*	9.9*	9.9*	8.4*	8.4*	7.4*	7.4*	6.6	6.7*	3.7*	3.7*	15.1
	1.5									13.9*	13.9*	10.9*	10.9*	9.1*	9.1*	7.7	7.9*	6.4	7.1*	4.7*	4.7*	15.1
	0					11.8*	11.8*			14.0	14.8*	11.0	11.7*	8.9	9.7*	7.4	8.3*	6.2	7.4*	4.1*	4.1*	14.9
	-1.5			8.6*	8.6*	15.4*	15.4*			13.7	15.4*	10.6	12.2*	8.6	10.1*	7.2	8.7*	6.0	7.6*	4.5*	4.5*	14.5
	-3.0	10.7*	10.7*	13.5*	13.5*	19.0	19.9*			13.6	15.5*	10.5	12.5*	8.5	10.4*	7.1	8.9*	6.0	7.7*	5.0*	5.0*	14.0
	-4.5	15.1*	15.1*	18.4*	18.4*	19.3	19.4*			13.7	15.3*	10.5	12.5*	8.5	10.4*	7.1	8.8*			5.7*	5.7*	13.3
	-6.0	19.8*	19.8*	24.0*	24.0*	18.5*	18.5*			14.0	14.8*	10.7	12.1*	8.7	10.1*	7.3	8.4*			6.8*	6.8*	12.4
-7.5	25.2*	25.2*	21.8*	21.8*	17.0*	17.0*			13.7*	13.7*	11.1	11.2*	9.0	9.2*					8.2*	8.2*	11.1	
-9.0	25.1*	25.1*	18.5*	18.5*	14.6*	14.6*			11.8*	11.8*	9.3*	9.3*							8.4*	8.4*	9.5	
-10.5					10.3*	10.3*													8.2*	8.2*	7.2	
LC-V	12.0																		4.0*	4.0*	11.6	
	10.5													5.7*	5.7*				3.8*	3.8*	12.7	
	9.0													6.0*	6.0*	4.8*	4.8*		3.6*	3.6*	13.6	
	7.5													6.4*	6.4*	6.1*	6.1*		3.6*	3.6*	14.2	
	6.0													6.8*	6.8*	6.8*	6.8*	6.4*	6.4*	3.6*	3.6*	14.7
	4.5													7.8*	7.8*	7.0*	7.0*		3.6*	3.6*	15.0	
	3.0					15.1*	15.1*			11.0*	11.0*	8.9*	8.9*	7.7*	7.7*	6.9*	6.9*	6.4*	6.4*	3.7*	3.7*	15.1
	1.5									12.7*	12.7*	10.0*	10.0*	8.4*	8.4*	7.4*	7.4*	6.8*	6.8*	4.7*	4.7*	15.1
	0									14.0*	14.0*	11.0*	11.0*	9.1*	9.1*	7.9*	7.9*	6.9	7.1*	4.5*	4.5*	15.1
	-1.5			9.1*	9.1*	15.8*	15.8*			14.9*	14.9*	11.7*	11.7*	9.7	9.7*	8.0	8.4*	6.7	7.4*	4.2*	4.2*	14.9
	-3.0	11.2*	11.2*	14.0*	14.0*	19.9*	19.9*			14.9	15.4*	11.5	12.5*	9.3	10.4*	7.7	8.9*	6.6	7.7*	4.5*	4.5*	14.5
	-4.5	15.6*	15.6*	18.9*	18.9*	19.4*	19.4*			15.0	15.3*	11.5	12.4*	9.3	10.4*	7.8	8.8*			5.0*	5.0*	14.0
	-6.0	20.3*	20.3*	23.8*	23.8*	18.4*	18.4*			14.7*	14.7*	11.7	12.0*	9.5	10.0*	8.0	8.3*			5.8*	5.8*	13.3
-7.5	25.8*	25.8*	21.5*	21.5*	16.8*	16.8*			13.6*	13.6*	11.1*	11.1*	9.0*	9.0*					6.9*	6.9*	12.4	
-9.0	24.4*	24.4*	18.0*	18.0*	14.3*	14.3*			11.5*	11.5*	9.0*	9.0*							8.3*	8.3*	11.1	
-10.5					9.7*	9.7*													8.4*	8.4*	9.5	

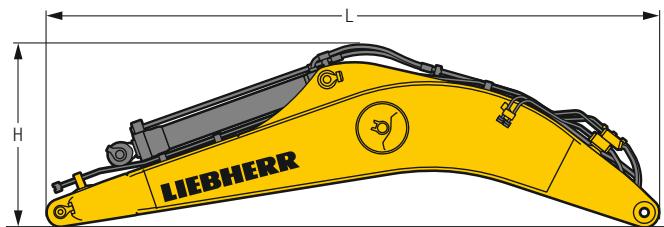
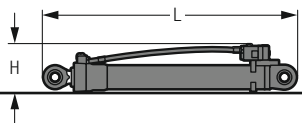
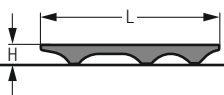
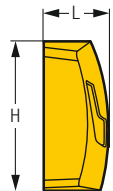
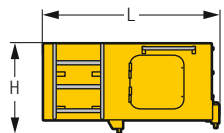
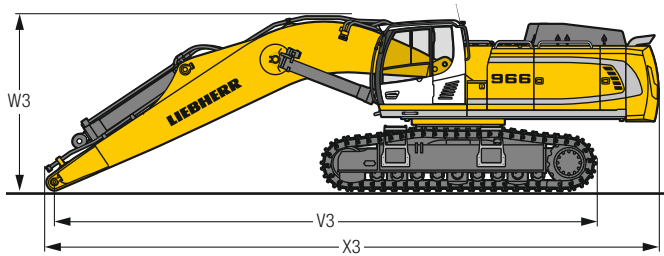

↑ Height   Can be slewed through 360°   In longitudinal position of undercarriage   Max. reach   \* Limited by hydr. capacity

The load values are quoted in tons (t) at stick end (without bucket), and may be swung 360° on firm and even ground. Adjacent values are valid for the undercarriage when in the longitudinal position. Capacities are valid for 600 mm wide track pads. Indicated loads are based on ISO 10567 standard and do not exceed 75 % of tipping or 87 % of hydraulic capacity (indicated via \*). Without bucket cylinder, link and lever the lift capacities will increase by 1,150 kg/825 kg<sup>1)</sup>. Lifting capacity of the excavator is limited by machine stability and hydraulic capacity.

According to European Standard, EN 474-5: In the European Union excavators have to be equipped with an overload warning device, a load diagram and automatic safety check valves on hoist cylinders and stick cylinder(s), when they are used for lifting operations which require the use of lifting accessories.

<sup>1)</sup> for stick 5.00 m

# Dimensions and Weights



## Basic Machine

Track pads	mm	500	600	750
Weight with backhoe equipment and HD-undercarriage without counterweight	kg	40,750	41,450	42,400
Weight with shovel equipment and HD-undercarriage without counterweight	kg	40,750	41,450	42,400
Weight with backhoe equipment and LC-V-undercarriage without counterweight	kg	43,450	44,150	45,250

## Machine without Stick

		HD	LC-V
V3 Mono boom 7.00 m	mm	9,950	9,900
Mono boom 8.20 m	mm	11,200	11,200
Mono boom 10.00 m	mm	13,100	13,100
W3 Mono boom 7.00 m	mm	3,400	3,550
Mono boom 8.20 m	mm	3,650	3,750
Mono boom 10.00 m	mm	4,100	4,200
X3 Mono boom 7.00 m	mm	11,450	11,450
Mono boom 8.20 m	mm	12,700	12,700
Mono boom 10.00 m	mm	14,550	14,550

## Cab Elevation

		800 mm
L Length	mm	1,890
H Height	mm	930
Width	mm	1,370
Weight	kg	600

## Counterweight

		Std	heavy
L Length	mm	770	770
H Height	mm	1,550	1,550
Width	mm	3,360	3,360
Weight	kg	11,000	14,500

## Upper Protection Screen

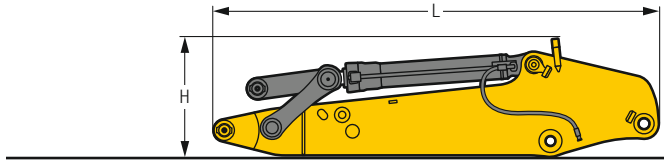
L Length	mm	1,960
H Height	mm	190
Width	mm	1,110
Weight	kg	75

## Hoist Cylinders (two)

L Length	mm	2,650
H Height	mm	490
Width	mm	360
Weight	kg	2 x 750

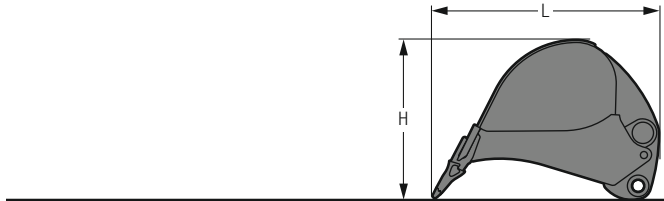
## Mono Boom with Stick Cylinder

Boom length	m	7.00	8.20	10.00
L Length	mm	7,350	8,550	10,350
H Height	mm	2,200	2,050	2,350
Width	mm	1,450	1,450	1,450
Weight	kg	7,200	7,900	9,000



### Stick with Bucket Cylinder

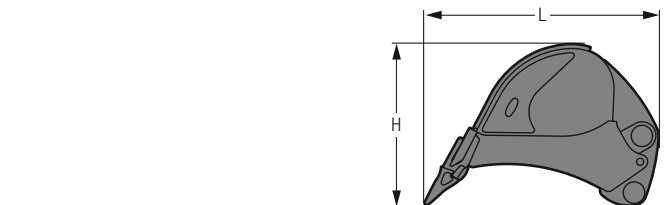
Stick length	m	2.60	3.00	3.40	4.20	5.00
L Length	mm	3,950	4,250	4,650	5,450	6,250
H Height	mm	1,250	1,250	1,250	1,200	1,200
Width	mm	950	950	950	950	850
Weight	kg	3,500	3,650	3,800	4,100	4,200



### Backhoe Buckets

Std

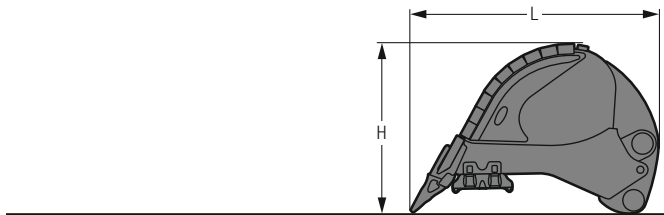
Cutting width	mm	1,400	1,700	1,950	2,150	1,950	2,150	2,250	2,450
Capacity	m <sup>3</sup>	2.00	2.50	3.00	3.50	4.00	4.50	5.00	5.50
L Length	mm	2,300	2,300	2,300	2,300	2,500	2,500	2,500	2,500
H Height	mm	1,550	1,550	1,550	1,550	1,800	1,800	1,800	1,800
Width	mm	1,450	1,750	2,000	2,200	2,000	2,200	2,300	2,500
Weight	kg	2,500	2,850	3,100	3,350	3,600	3,800	3,950	4,200



### Backhoe Buckets

HD

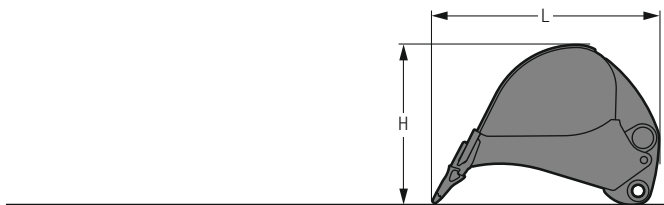
Cutting width	mm	1,450	1,750	2,000	2,200	2,000	2,200	2,300
Capacity	m <sup>3</sup>	2.00	2.50	3.00	3.50	4.00	4.50	5.00
L Length	mm	2,400	2,400	2,400	2,400	2,650	2,650	2,650
H Height	mm	1,600	1,600	1,600	1,600	1,800	1,800	1,800
Width	mm	1,500	1,800	2,050	2,250	2,050	2,250	2,350
Weight	kg	3,100	3,600	3,900	4,300	4,500	4,850	5,050



### Backhoe Buckets

HDV

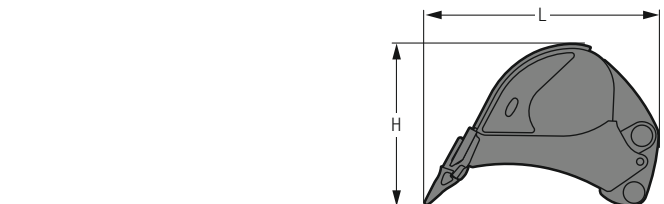
Cutting width	mm	1,450	1,750	2,000	2,200	2,000	2,200	2,300
Capacity	m <sup>3</sup>	2.00	2.50	3.00	3.50	4.00	4.50	5.00
L Length	mm	2,400	2,400	2,400	2,400	2,650	2,650	2,650
H Height	mm	1,600	1,600	1,600	1,600	1,800	1,800	1,800
Width	mm	1,500	1,800	2,050	2,250	2,050	2,250	2,350
Weight	kg	3,500	4,000	4,350	4,750	5,000	5,350	5,600



### Backhoe Buckets R 956

Std

Cutting width	mm	1,350	1,550	1,750
Capacity	m <sup>3</sup>	1.65	2.00	2.35
L Length	mm	2,200	2,200	2,200
H Height	mm	1,550	1,550	1,550
Width	mm	1,400	1,600	1,800
Weight	kg	2,100	2,250	2,450

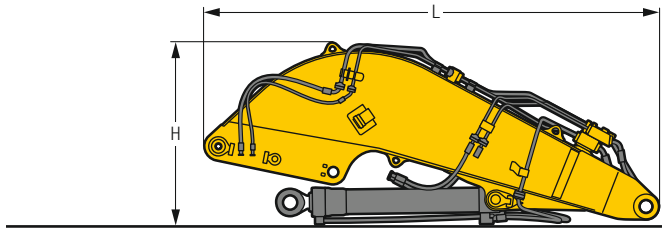


### Backhoe Buckets R 956

HD

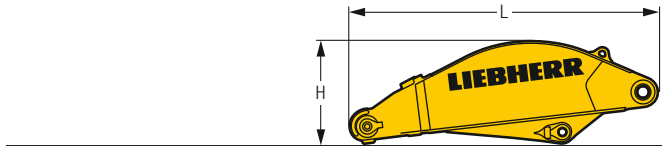
Cutting width	mm	1,350	1,550
Capacity	m <sup>3</sup>	1.65	2.00
L Length	mm	2,200	2,200
H Height	mm	1,600	1,600
Width	mm	1,400	1,600
Weight	kg	2,350	2,650

# Dimensions and Weights



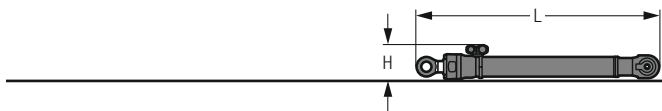
## Shovel Boom

L Length	mm	4,750
H Height	mm	1,950
Width	mm	1,900
Weight without crowd cylinder	kg	5,050
Weight crowd cylinder	kg	650



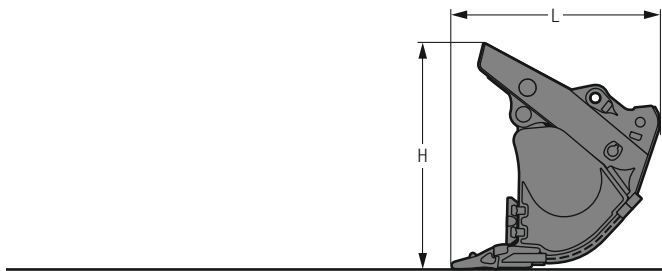
## Shovel Stick

L Length	mm	3,250
H Height	mm	1,100
Width	mm	1,500
Weight	kg	2,500



## Shovel Bucket Cylinders (two)

L Length	mm	2,550
H Height	mm	350
Width	mm	500
Weight	kg	2 x 400



## Front Shovels

Cutting width	mm	2,350	2,600	2,600	2,600
Capacity	m <sup>3</sup>	3.50	4.00	4.50	5.00
L Length	mm	2,200	2,200	2,200	2,300
H Height	mm	2,400	2,400	2,400	2,500
Width	mm	2,400	2,650	2,650	2,650
Weight					
Level I	kg	–	6,500	6,700	6,800
Level II	kg	6,600	7,000	7,200	7,500
Level III	kg	7,350	7,900	7,800	–



# Serial Equipment

## Undercarriage

- Lashing eyes
- Sprocket with dirt ejector
- Track and carrier rollers, sealed and lifetime-lubricated
- Travel motor housing protection

## Uppercarriage

- Access platforms without protruding parts
- Anti-skid surfaces
- Automatic swing brake lock
- Centralised lubrication system (automatic)
- DEF tank lockable access hatch
- Engine hood with gas spring opening
- Extended tool set including tool box
- Handrails
- Lockable fuel tank cap with padlock
- Lockable service doors
- Lockable storage box
- Main switch, accessible from ground level
- Pre-heating system for fuel
- Protection grid on radiator fan
- Sound insulation
- Swing-out radiators
- Windshield washer fluid tank

## Hydraulic System

- Dedicated swing circuit
- Filter with integrated fine filters
- Hydraulic pressure measuring ports
- Hydraulic tank shut-off valve
- Magnetic rod
- Pressure accumulator for controlled lowering of equipment with engine turned off

## Engine

- Air filter with automatic dust ejector
- Automatic engine idling / speed increase, controlled via joystick sensors
- Common-Rail injection system
- Exhaust gas after-treatment system – DOC + DPF + SCR
- Fixed geometry turbocharger
- Fuel fine filter
- Fuel pre-filter and water separator
- Fuel priming pump
- Intercooler
- Power Pack EU Stage V
- Stepless adjustable engine speed

## Operator's Cab

- 7" multifunction colour touchscreen
- Air conditioning, automatic, tri-zone, controlled via display
- Armrests adjustable in width, height and inclination
- Bottle holder
- Cab door sliding windows
- Cigarette lighter
- Coat hook
- DEF consumption on touchscreen
- DEF level on touchscreen
- Electric socket in cabin (12 V)
- Electric socket in cabin (24 V)
- Emergency hammer
- Engine oil level on touchscreen
- Footrest
- Fuel consumption on touchscreen
- Fuel level on touchscreen
- Impact resistant roof window
- Impact resistant two-piece windscreen
- Interior lighting
- Laminated right hand side window
- LiDAT Plus (Liebherr data transfer system) \*
- Movement priority between swing and boom, adjustable via touchscreen
- Rain hood over front window opening
- Rearview mirror
- Rear view monitoring camera
- Rear window emergency exit
- Right hand side view monitoring camera
- Roll-down sun blinds for windscreen and roof window
- Rubber floor mat, fixed on floor and removable
- Storage box
- Storage nets
- Storage spaces
- Tilttable console left
- Tinted windows
- Visco-elastic damping
- Windscreen wiper and washer
- Work mode selector

## Equipment

- Anti-drift system boom cylinders
- Anti-drift system stick cylinder
- Boom cylinders regeneration
- Pivot points made of cast steel
- SAE split flanges on high pressure lines
- Stick bottom protection
- Stick cylinder regeneration

\* optionally extendable after one year

# Equipment Standard/Option

## Undercarriage

Chain guide 3 pieces	•
Chain guide 4 pieces	+
Reinforced cover and base plate for undercarriage centre section	+
Reinforced cover plate for centre section (LC-V undercarriage)	+
Screws protection for sideframe (LC-V undercarriage)	+
Special painting	+
Steps	•
Track pads double grouser 500 mm, chamfered	+
Track pads double grouser 600 mm, chamfered	•
Track pads double grouser 750 mm, chamfered	+
Track pads double grouser 900 mm, chamfered	+
Travel drive gearbox protection	+
Undercarriage HD	+
Undercarriage LC-V	+
Undercarriage protection plate for drop-ball application	+

## Upper-carriage

Air pre-filter with cyclonical dust trap	+
Boxing ring	+
Catwalks left and right	•
Catwalk wide with railing	+
Counterweight heavy 14.5 t	+
Counterweight standard 11.0 t	•
Electric socket on uppercarriage (24 V)	+
Filter for hydraulic hammer return flow	+
Fixed cab riser 800 mm	+
Headlight on uppercarriage, lateral left, LED+, 1 piece	+ <sup>1)</sup>
Headlight on uppercarriage, lateral right, LED+, 1 piece	+ <sup>1)</sup>
Headlights on uppercarriage, front, LED, 2 pieces, protections included	+ <sup>1)</sup>
Headlights on uppercarriage, front, LED+, 2 pieces, protections included	+ <sup>1)</sup>
Headlights on uppercarriage, rear, LED+, 2 pieces	+ <sup>1)</sup>
Lighting for tank area <sup>1)</sup>	+
Lighting for uppercarriage access <sup>1)</sup>	+
Motorised tiltable access ladder	+
Radiator fine mesh protection grid	+
Reversible fan drive	+
Skyview 360°	+
Special painting	+
Swing ring and lubrication hoses protection	+
Tank refilling pump fuel	+
Wiggins coupling for fuel	+

## Hydraulic System

Bypass filter for hydraulic oil	+
Liebherr hydraulic oil	•
Liebherr hydraulic oil, adapted for extreme climate conditions	+
Liebherr hydraulic oil, biodegradable	+

## Engine

Automatic engine shutdown after idling	+
Engine shut-down with overrun	+
Lighting for engine compartment <sup>1)</sup>	+



## Operator's Cab

2" seat belt with retractor	•
3" seat belt with retractor, orange colour	+
4-points seat belt	+
Acoustic travel alarm deactivatable	+
Auxiliary heater programmable	+
Bottom windscreen wiper	+
Cool box (12 V)	+
Dark tinted windows	+
Electrically adjustable and heated outside rear-view mirrors	+
Electronic immobiliser	+
Emergency stop in cab	+
FGPS front guard tiltable	+
Fire extinguisher	+
First-aid box	+
Follow me home	+
FOPS top guard	+
Handrests elevated for joysticks	+
Headlights on cab, front, LED, 2 pieces	• <sup>1)</sup>
Headlights on cab, front, LED+, 2 pieces	+ <sup>1)</sup>
Headlights on cab roof, front, LED+, 2 pieces	+ <sup>1)</sup>
High pressure circuit switchable on pedals or mini-joystick	+
High pressure circuit with Tool Control (20 attachment adjustments on display)	+
Lighting for cabin access <sup>1)</sup>	+
Luminosity control (LED+ headlights) <sup>1)</sup>	+
Medium pressure circuit	+
Mini-joysticks proportional	+
Operator seat Comfort	•
Operator seat Premium	+
Overload warning system	+
Radio Comfort	+
Radio pre-installation	•
Roof sun shield	+
Roof window wiper	+
Rotating beacon on cabin, LED, 1 piece	+
Shortkey button on joystick configurable	•
Special painting	+
Sun visor	+



## Equipment

Boom bottom protection	+
Boom cylinder rods protection	+
Bucket cylinder rod protection	+
Centralised lubrication extended for connecting link	+
Floating boom	+
Headlights on boom, LED, 2 pieces, protections included	+ <sup>1)</sup>
Headlights on boom, LED+, 2 pieces, protections included	+ <sup>1)</sup>
Mono boom 7.00 m	+
Mono boom 8.20 m	+
Mono boom 10.00 m	+
Pipe fracture safety valve for stick cylinder	+
Pipe fracture safety valves for boom cylinders	+
Preparation for ripper tooth	+
Quick coupler SWA 92 hydraulic	+
Shovel boom 4.50 m	+
Shovel stick 2.90 m	+
Special painting	+
Stick 2.60 m	+
Stick 3.00 m	+
Stick 3.40 m	+
Stick 4.20 m	+
Stick 5.00 m	+

• = Standard, + = Option

<sup>1)</sup> Equipment not individually available, but only as predefined lighting packages  
Non-exhaustive list, please contact us for further information.

Options and/or special equipments, supplied by vendors other than Liebherr, are only to be installed with the knowledge and approval of Liebherr in order to retain warranty.

# The Liebherr Group of Companies



## Wide Product Range

The Liebherr Group is one of the largest construction equipment manufacturers in the world. Liebherr's high-value products and services enjoy a high reputation in many other fields. The wide range includes domestic appliances, aerospace and transportation systems, machine tools and maritime cranes.

## Exceptional Customer Benefit

Every product line provides a complete range of models in many different versions. With both their technical excellence and acknowledged quality, Liebherr products offer a maximum of customer benefits in practical applications.

## State-of-the-art Technology

To provide consistent, top quality products, Liebherr attaches great importance to each product area, its components and core technologies. Important modules and components are developed and manufactured in-house, for instance the entire drive and control technology for construction equipment.

## Worldwide and Independent

Hans Liebherr founded the Liebherr family company in 1949. Since then, the family business has steadily grown to a group of more than 130 companies with more than 46,000 employees located on all continents. The corporate headquarters of the Group is Liebherr-International AG in Bulle, Switzerland. The Liebherr family is the sole owner of the company.

[www.liebherr.com](http://www.liebherr.com)

## Liebherr-France SAS

2 avenue Joseph Rey, B.P. 90287, FR-68005 Colmar Cedex  
☎ +33 389 21 30 30, Fax +33 389 21 37 93  
[www.liebherr.com](http://www.liebherr.com), E-Mail: [info.lfr@liebherr.com](mailto:info.lfr@liebherr.com)  
[www.facebook.com/LiebherrConstruction](https://www.facebook.com/LiebherrConstruction)